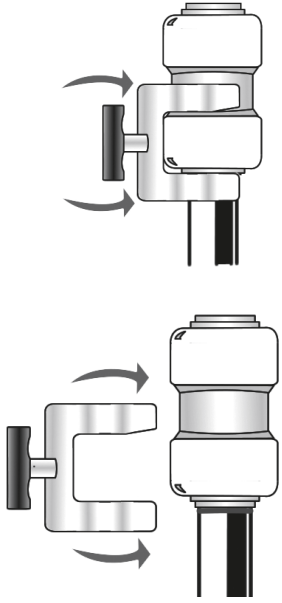
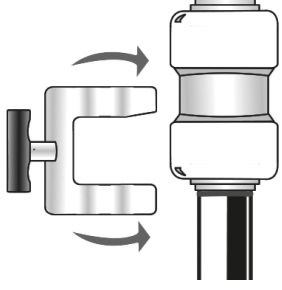


Using Disconnect Tool for 1 1/4" - 2" Fit Quick™ fittings



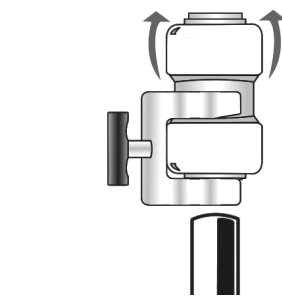
Push removal tool over fitting with beveled end over fitting

When tool is in place, the release ring is depressed and tube/fitting are disconnected



Push removal tool over fitting with beveled end over fitting

When tool is in place, the release ring is depressed and tube/fitting are disconnected

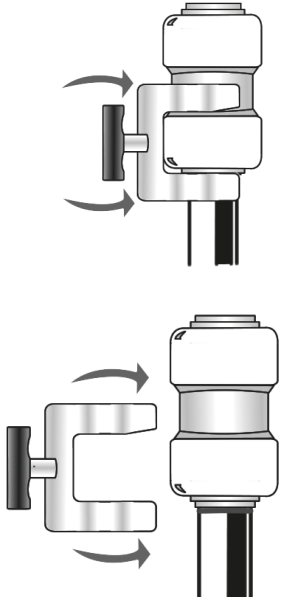


Pull fitting from tube.
Remove tool and re-install

1-800-821-3944 www.siouxchief.com
#IS-FOTOOL
FIT QUICK LARGE FITTING INSTALLATION - 6/10
© 2010 SIOUX CHIEF MFG.

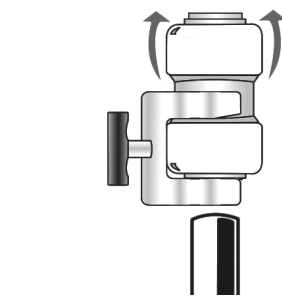


Using Disconnect Tool for 1 1/4" - 2" Fit Quick™ fittings



Push removal tool over fitting with beveled end over fitting

When tool is in place, the release ring is depressed and tube/fitting are disconnected

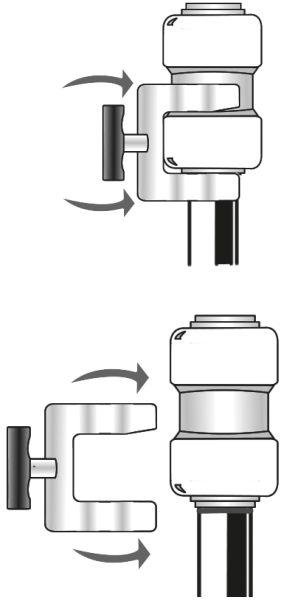


Pull fitting from tube.
Remove tool and re-install

1-800-821-3944 www.siouxchief.com
#IS-FOTOOL
FIT QUICK LARGE FITTING INSTALLATION - 6/10
© 2010 SIOUX CHIEF MFG.

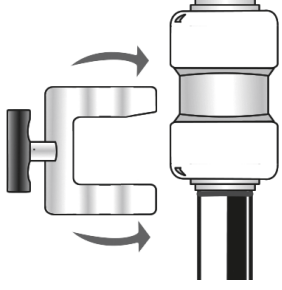


Using Disconnect Tool for 1 1/4" - 2" Fit Quick™ fittings



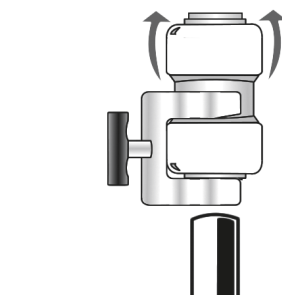
Push removal tool over fitting with beveled end over fitting

When tool is in place, the release ring is depressed and tube/fitting are disconnected



Push removal tool over fitting with beveled end over fitting

When tool is in place, the release ring is depressed and tube/fitting are disconnected

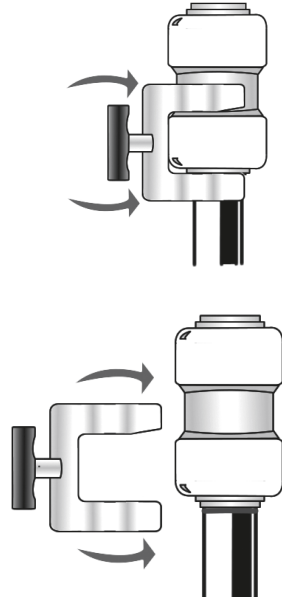


Pull fitting from tube.
Remove tool and re-install

1-800-821-3944 www.siouxchief.com
#IS-FOTOOL
FIT QUICK LARGE FITTING INSTALLATION - 6/10
© 2010 SIOUX CHIEF MFG.

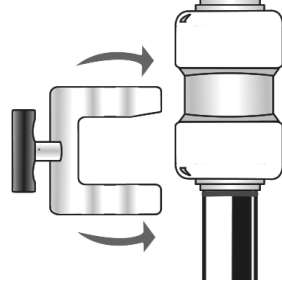


Using Disconnect Tool for 1 1/4" - 2" Fit Quick™ fittings



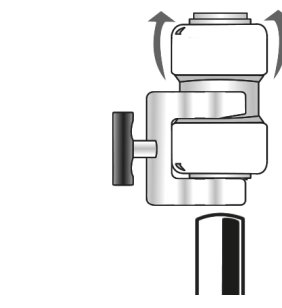
Push removal tool over fitting with beveled end over fitting

When tool is in place, the release ring is depressed and tube/fitting are disconnected



Push removal tool over fitting with beveled end over fitting

When tool is in place, the release ring is depressed and tube/fitting are disconnected

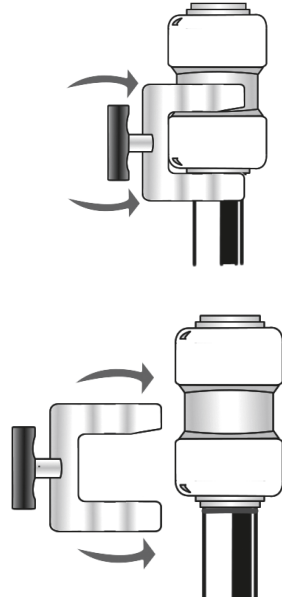


Pull fitting from tube.
Remove tool and re-install

1-800-821-3944 www.siouxchief.com
#IS-FOTOOL
FIT QUICK LARGE FITTING INSTALLATION - 6/10
© 2010 SIOUX CHIEF MFG.

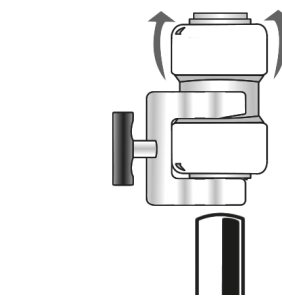


Using Disconnect Tool for 1 1/4" - 2" Fit Quick™ fittings



Push removal tool over fitting with beveled end over fitting

When tool is in place, the release ring is depressed and tube/fitting are disconnected



Pull fitting from tube.
Remove tool and re-install

1-800-821-3944 www.siouxchief.com
#IS-FOTOOL
FIT QUICK LARGE FITTING INSTALLATION - 6/10
© 2010 SIOUX CHIEF MFG.

