PowerPEX®

Buying Guide



Tubing

Fitting Systems

Tools & Accessories

Certifications & Listings

Warranty

Sioux Chief is an American Manufacturer

Sioux Chief is a leading American manufacturer of rough plumbing products located in Kansas City, Missouri. We develop and manufacture some of the most diverse and innovative plumbing products in the country.

We focus on product innovation initiated by field research and interviews with plumbers, engineers, code officials and distributors. We're able to turn ideas into products quickly because we design and build our own machines. This also allows us to control manufacturing costs and minimize down-time, providing consistent, reliable value to our customers.

Our primary purpose as an American manufacturer is to provide better value to the professional plumbing and mechanical contractor by offering top-quality, innovative products with superior customer service. Our goal as an American innovator, is to make plumbing installation easier, more effective, and more efficient.

We strive every day to meet the demands of the rough plumbing industry with innovation, quality, and the American spirit.

- PEX tubing is economical and cost-effective. Manufacturing PEX tubing consumes less energy than manufacturing metal tubing. It is lighter weight, which helps to lower transportation costs and is easier to handle for the installer. PEX can be coiled, which reduces overall storage space.
- PEX is flexible, so it can be installed in ways that reduce the total number of fittings needed, which minimizes the potential for leaks. It can help reduce system noise by eliminating sharp bends and reduces hot water wait times when used in manifold systems.

- Sioux Chief is proud to be an American manufacturer and to support the American worker.
- Our goal is to provide better value to the plumbing contractor by offering quality products with superior customer service.
- From our headquarters in Kansas City, Missouri, Sioux Chief products are sold through qualified wholesale and retail distributors worldwide.

Making it in America – Since 1957

American manufacturing generates almost 11% of the U.S. gross domestic product. It accounts for 60% of our exports and employs nearly 12 million people. 70% of U.S. dollars spent on research and development come from the manufacturing sector.

Sioux Chief manufactures more than 90% of the products we sell, employing more than 500 American workers in the process. We design, build and maintain all of our own copper tube forming tools, machines, plastic injection molds, packaging, cleaning and testing equipment as we produce the highest quality American-made plumbing parts.

Buy American when you can. We all succeed when you do!

A Brief Explanation of Terms Used in the Supply Section:

CTS: All Copper, CPVC, and PEX fitting sizes in this section refer to CTS (Copper Tube Size) unless otherwise specified. The CTS size (or "Nominal" size) is the common size reference. However, compression connections are commonly referred to by the "OD" of the tube that they fit (e.g., 1/2" CTS copper tube fits in a 5/8" OD Compression fitting). In these cases, the term "OD" will always be shown with the size.

F1807: We use this designation to indicate a PEX connection that conforms to the ASTM F1807 standard. Typically, F1807 fitting ends are made from copper or brass, and joints can be made with copper crimp rings, the V-Sleeve compression sleeve, or stainless steel cinch clamps.

F2159: We use this designation to indicate a PEX connection that conforms to the ASTM F2159 standard. F2159 fittings are made from an engineered polymer (such as PPSU), and joints can be made with copper crimp rings, the V-Sleeve compression sleeve, or stainless steel cinch clamps.

F1960: Sometimes referred to as "Wirsbo®," we use this designation to indicate a PEX connection that conforms to the ASTM F1960 standard. F1960 fitting ends can be made from brass or an engineered polymer. Joints are made with PEX expansion rings.
Wirsbo® is a registered trademark of Uponor Corporation

F3347: Sometimes referred to as "Viega®," we use this designation to indicate a PEX connection that conforms to the ASTM F3347 standard. F3347 fitting ends are typically made from brass, and joints are made with a stainless steel compression sleeve.
Viega® is a registered trademark of Viega LLC.

FIP Swivel: Female Iron Pipe - Unlike the MIP Swivel, the FIP Swivel has straight (NPS) threads, and utilizes a gasket seal. Pipe dope/sealants should not be used for these connections.

Full-Port: Ball valves that are designated as Full-Port have an opening through the ball that is as large or larger than the ID of the connecting tube.

MIP Swivel: Male Iron Pipe - Like standard MIP adapters, MIP swivel threads are tapered (NPT), but the adapter swivels, making it easier for installation and alignment of the fitting. Thread sealants are used on these connections.

MSWT / FSWT: We use these designations to indicate Male Sweat and Female Sweat copper fittings. A MSWT fitting end is the same as plain copper tube of the same size.

NL/DZR: This is used to designate fittings as being made from brass material that is No-Lead compliant* (NL) and dezincification resistant (DZR).
** Complies with NSF-61 & 372 and California No Lead Plumbing Law*

PPSU / PSU: An engineered polymer that was developed for use in potable water systems and has been used for more than 20 years.

SCC: Stress-corrosion cracking - a type of cracking that can occur in some metals, caused by the combination of tensile stress and a corrosive environment.

Spun Closed: A process used extensively by Sioux Chief for mechanically sealing the end of copper tube, resulting in a signature 'bullet' shape.

PowerPEX® Systems

PowerPEX® Tube

for ASTM F1807

for ASTM F2159

for ASTM F1960

for ASTM F3347

PowerPEX® Systems

PowerPEX® Tube

ASTM F876: Standard Specification for Cross-linked Polyethylene (PEX) Tubing
ASTM F877: Standard Specification for Cross-linked Polyethylene (PEX) Hot and Cold-Water Distribution Systems
CSA B137.5: Cross-linked Polyethylene (PEX) Tubing Systems for Pressure Applications

ASTM F1807 | F2159 Crimp™

Standard Specification for Metal[1] or Plastic[2] Insert Fittings Utilizing a Copper Crimp Ring, or Alternate Stainless Steel Clamps, for SDR9 Cross-linked Polyethylene (PEX) Tubing and SDR9 Polyethylene of Raised Temperature (PE-RT) Tubing

1 = ASTM F1807 2 = ASTM F2159

ASTM F1960 Grip™

Standard Specification for Cold Expansion Fittings with PEX Reinforcing Rings for Use with Cross-linked Polyethylene (PEX) and Polyethylene of Raised Temperature (PE-RT) Tubing

ASTM F3347

Standard Specification for Metal Press Insert Fittings with Factory Assembled Stainless Steel Press Sleeve for SDR9 Cross-linked Polyethylene (PEX) Tubing and SDR9 Polyethylene of Raised Temperature (PE-RT) Tubing

PowerPEX = The Power to Choose
The ability to choose the right tube or fitting connection for each application, layout or contractor comfort level. We call this Fitting Freedom™. Sioux Chief understands smart plumbing systems may incorporate “hybrid” PEX offerings to maximize each connection system's benefit. The Power to Choose puts the plumber back at the heart of smart plumbing.

FITTING FREEDOM
POWER TO CHOOSE

PowerPEX® Tube

Type-B PEX Tube

Type-B Oxygen Barrier PEX Tube

Type-A PEX Tube

Type-A Oxygen Barrier PEX Tube

Sioux Chief PowerPEX® tube is ideally suited for water distribution. Common applications include: water service/distribution, radiant heating/cooling, snow-melt systems, fire suppression, geothermal, etc.

Note: Special system component considerations must be made for radiant or snow melt systems when using non-barrier tubing.
All expansion joints made using PowerPEX Type-B tubing MUST be made with a self- rotating, power expansion tool to eliminate weak spots and avoid improper expansion rates.

Refer to Sioux Chief's PowerPEX Installation Manual for full restrictions and details.

Always check with local codes and applicable requirements.

 664X2W10 **Page 11**	 **665X3R100** **Page 11**	 **665X2W500** **Page 12**	 **665X2R1000** **Page 12**	 **665X2H500** **Page 13**
 664XA5W20 **Page 14**	 **665XA2N500** **Page 16**	 **665XA3N100H** **Page**	 **305-X665** **Page 21**	

Type B PEX Tube

Sticks

Item Number	Item Description	Pkg Type	Min Qty	Case Qty
	10' STICKS			
664X2B10	1/2" Blue, 50/Bag	B	1	1
664X2R10	1/2" Red, 50/Bag	B	1	1
664X2W10	1/2" White, 50/Bag	B	1	1
664X3B10	3/4" Blue, 25/Bag	B	1	1
664X3R10	3/4" Red, 25/Bag	B	1	1
664X3W10	3/4" White, 25/Bag	B	1	1
664X4B10	1" Blue, 15/Bag	B	1	1
664X4R10	1" Red, 15/Bag	B	1	1
664X4W10	1" White, 15/Bag	B	1	1
	20' STICKS			
664X2B20	1/2" Blue, 50/Bag	B	1	1
664X2R20	1/2" Red, 50/Bag	B	1	1
664X2W20	1/2" White, 50/Bag	B	1	1
664X3B20	3/4" Blue, 25/Bag	B	1	1
664X3R20	3/4" Red, 25/Bag	B	1	1
664X3W20	3/4" White, 25/Bag	B	1	1
664X4B20	1" Blue, 15/Bag	B	1	1
664X4R20	1" Red, 15/Bag	B	1	1
664X4W20	1" White, 15/Bag	B	1	1
664X5W20	1-1/4" White, 10/Bag	B	1	1
664X6W20	1-1/2" White, 8/Bag	B	1	1
664X7W20	2" White, 5/Bag	B	1	1

664X3R10

664X2W20

Type B PEX Tube

Coils

Item Number	Item Description	Pkg Type	Min Qty	Case Qty
	100' COILS			
665X8W100	1/8" White	BI	1	1
665X0W100	1/4" White	BI	1	1
665X1W100	3/8" White	BI	1	1
665X2B100	1/2" Blue	BI	1	1
665X2R100	1/2" Red	BI	1	1
665X2W100	1/2" White	BI	1	1
665X3B100	3/4" Blue	BI	1	1
665X3R100	3/4" Red	BI	1	1
665X3W100	3/4" White	BI	1	1
665X4B100	1" Blue	BI	1	1
665X4R100	1" Red	BI	1	1
665X4W100	1" White	BI	1	1
665X5W100	1-1/4" White	BI	1	1
665X6W100	1-1/2" White	BI	1	1

665X2R100

665X2W300

665X2B500

665X2R1000

Type B PEX Tube (Cont)

Coils

Item Number	Item Description	Pkg Type	Min Qty	Case Qty
	300' COILS			
665X2B300	1/2" Blue	BI	1	1
665X2R300	1/2" Red	BI	1	1
665X2W300	1/2" White	BI	1	1
665X3B300	3/4" Blue	BI	1	1
665X3R300	3/4" Red	BI	1	1
665X3W300	3/4" White	BI	1	1
665X4B300	1" Blue	BI	1	1
665X4R300	1" Red	BI	1	1
665X4W300	1" White	BI	1	1
665X5W300	1-1/4" White	BI	1	1
665X6W300	1-1/2" White	BI	1	1
	500' COILS			
665X2B500	1/2" Blue	BI	1	1
665X2R500	1/2" Red	BI	1	1
665X2W500	1/2" White	BI	1	1
665X3B500	3/4" Blue	BI	1	1
665X3R500	3/4" Red	BI	1	1
665X3W500	3/4" White	BI	1	1
665X4B500	1" Blue	BI	1	1
665X4R500	1" Red	BI	1	1
665X4W500	1" White	BI	1	1
	1000' COILS			
665X2B1000	1/2" Blue	BI	1	1
665X2R1000	1/2" Red	BI	1	1
665X2W1000	1/2" White	BI	1	1

664X4H20

Type B Oxygen Barrier PEX Tube

Sticks

Item Number	Item Description	Pkg Type	Min Qty	Case Qty
	20' STICKS			
664X3H20	3/4" Orange, 25/Bag	B	1	1
664X4H20	1" Orange, 5/Bag	B	1	1

Type B Oxygen Barrier PEX Tube

Coils

Item Number	Item Description	Pkg Type	Min Qty	Case Qty
	100' COILS			
665X2H100	1/2" Orange	BI	1	1
665X3H100	3/4" Orange	BI	1	1
665X4H100	1" Orange	BI	1	1
665X9H100	5/8" Orange	BI	1	1

Type B Oxygen Barrier PEX Tube (Cont)

Coils

Item Number	Item Description	Pkg Type	Min Qty	Case Qty	Price
	300' COILS				
665X2H300	1/2" Orange	BI	1	1	$249.00
665X3H300	3/4" Orange	BI	1	1	$426.00
665X4H300	1" Orange	BI	1	1	$666.00
665X9H300	5/8" Orange	BI	1	1	$345.00
	500' COILS				
665X2H500	1/2" Orange	BI	1	1	$415.00
665X3H500	3/4" Orange	BI	1	1	$710.00
665X4H500	1" Orange	BI	1	1	$1,110.00
665X9H500	5/8" Orange	BI	1	1	$575.00
	1000' COILS				
665X2H1000	1/2" Orange	BI	1	1	$830.00
665X9H1000	5/8" Orange	BI	1	1	$1,150.00
	1200' COILS				
665X2H1200	1/2" Orange	BI	1	1	$996.00

665X2H300

665X2H500

Type A PEX Tube

Sticks

Item Number	Item Description	Pkg Type	Min Qty	Case Qty	Price
	5' STICKS				
664XA2B5M	1/2" Blue, 20/Bag	BI	20	20	$4.95
664XA2R5M	1/2" Red, 20/Bag	BI	20	20	$4.95
664XA3B5M	3/4" Blue, 10/Bag	BI	10	10	$8.85
664XA3R5M	3/4" Red, 10/Bag	BI	10	10	$8.85
664XA4W5	1" White, 5/Bag	BI	5	5	$13.00
	10' STICKS				
664XA2B10	1/2" Blue, 25/Bag	BI	1	1	$217.50
664XA2R10	1/2" Red, 25/Bag	BI	1	1	$217.50
664XA3B10	3/4" Blue, 25/Bag	BI	1	1	$387.50
664XA3R10	3/4" Red, 25/Bag	BI	1	1	$387.50
	20' STICKS				
664XA2B20	1/2" Blue, 25/Bag	B	1	1	$435.00
664XA2R20	1/2" Red, 25/Bag	B	1	1	$435.00
664XA2W20	1/2" White, 25/Bag	B	1	1	$435.00
664XA3B20	3/4" Blue, 15/Bag	B	1	1	$465.00
664XA3R20	3/4" Red, 15/Bag	B	1	1	$465.00
664XA3W20	3/4" White, 15/Bag	B	1	1	$465.00
664XA4W20	1" White, 10/Bag	B	1	1	$444.00
664XA5W20	1-1/4" White, 5/Bag	B	1	1	$495.00
664XA6W20	1-1/2" White, 5/Bag	B	1	1	$468.00
664XA7W20	2" White, 5/Bag	B	1	1	$1,197.00

664XA5W20

665XA2N100

665XA2N250

Type A PEX Tube

Coils

Item Number	Item Description	Pkg Type	Min Qty	Case Qty	Price
	25' COILS				
665XA2B25	1/2" Blue	BI	1	1	$31.75
665XA2R25	1/2" Red	BI	1	1	$31.75
665XA2W25	1/2" White	BI	1	1	$31.75
665XA3B25	3/4" Blue	X		1	$48.75
665XA3R25	3/4" Red	X		1	$48.75
665XA3W25	3/4" White	BI	1	1	$48.75
665XA4W25	1" White	BI	1	1	$65.50
	100' COILS				
665XA2B100	1/2" Blue	BI	1	1	$87.00
665XA2N100	1/2" Natural	BI	1	1	$87.00
665XA2R100	1/2" Red	BI	1	1	$87.00
665XA2W100	1/2" White	BI	1	1	$87.00
665XA3B100	3/4" Blue	BI	1	1	$155.00
665XA3N100	3/4" Natural	BI	1	1	$155.00
665XA3R100	3/4" Red	BI	1	1	$155.00
665XA3W100	3/4" White	BI	1	1	$155.00
665XA4B100	1" Blue	BI	1	1	$222.00
665XA4N100	1" Natural	BI	1	1	$222.00
665XA4R100	1" Red	BI	1	1	$222.00
665XA4W100	1" White	BI	1	1	$222.00
	250' COILS				
665XA2N250	1/2" Natural	BI	1	1	$217.50
665XA3N250	3/4" Natural	BI	1	1	$387.50
	300' COILS				
665XA2B300	1/2" Blue	BI	1	1	$261.00
665XA2R300	1/2" Red	BI	1	1	$261.00
665XA2W300	1/2" White	BI	1	1	$261.00
665XA3B300	3/4" Blue	BI	1	1	$465.00
665XA3R300	3/4" Red	BI	1	1	$465.00
665XA3W300	3/4" White	BI	1	1	$465.00
665XA4B300	1" Blue	BI	1	1	$666.00
665XA4R300	1" Red	BI	1	1	$666.00
665XA4W300	1" White	BI	1	1	$666.00
	500' COILS				
665XA2B500	1/2" Blue	BI	1	1	$435.00
665XA2N500	1/2" Natural	BI	1	1	$435.00
665XA2R500	1/2" Red	BI	1	1	$435.00
665XA2W500	1/2" White	BI	1	1	$435.00
665XA3B500	3/4" Blue	BI	1	1	$775.00
665XA3R500	3/4" Red	BI	1	1	$775.00
665XA3W500	3/4" White	BI	1	1	$775.00
	1000' COILS				
665XA2B1000	1/2" Blue	BI	1	1	$870.00
665XA2R1000	1/2" Red	BI	1	1	$870.00
665XA2W1000	1/2" White	BI	1	1	$870.00

Packaging: B = Bulk/Std Box **C** = Cutcase Box **I** = Individually Barcoded

Type A Oxygen Barrier PEX Tube

Sticks

Item Number	Item Description	Pkg Type	Min Qty	Case Qty	Price
	20' STICKS				
664XA3H20	3/4" Red, 15/Bag	B	1	1	$606.00
664XA4H20	1" Red, 15/Bag	B	1	1	$674.00

Type A Oxygen Barrier PEX Tube

Coils

Item Number	Item Description	Pkg Type	Min Qty	Case Qty	Price
	100' COILS				
665XA2H100	1/2" Red	BI	1	1	$118.00
665XA3H100	3/4" Red	BI	1	1	$202.00
665XA4H100	1" Red	BI	1	1	$337.00
665XA9H100	5/8" Red	BI	1	1	$174.00
	300' COILS				
665XA2H300	1/2" Red	BI	1	1	$354.00
665XA2N300H	1/2" Natural	BI	1	1	$354.00
665XA3H300	3/4" Red	BI	1	1	$606.00
665XA4H300	1" Red	BI	1	1	$1,011.00
665XA9H300	5/8" Red	BI	1	1	$522.00
	500' COILS				
665XA2H500	1/2" Red	BI	1	1	$590.00
665XA3H500	3/4" Red	BI	1	1	$1,010.00
665XA4H500	1" Red	BI	1	1	$1,685.00
665XA9H500	5/8" Red	BI	1	1	$870.00
	1000' COILS				
665XA2H1000	1/2" Red	BI	1	1	$1,180.00
665XA2N1000H	1/2" Natural	BI	1	1	$1,180.00
665XA3H1000	3/4" Red	BI	1	1	$2,020.00
665XA9H1000	5/8" Red	BI	1	1	$1,740.00

665XA3N100H

665XA2N300H

PowerPEX® Tools

Coil Unwinder

Item Number	Item Description	Pkg Type	Min Qty	Case Qty	Price
305-X665	PEX Tube Coil Unwinder	BI	1	1	$542.57

305-X665

Notes:

PowerPEX® Systems
for ASTM F1807

ASTM F1807 - Fittings, Adapters & Connectors

ASTM F1807 - Preformed Copper & Valves

ASTM F1807 - PEX Kits

ASTM F1807 - Manifolds

ASTM F1807 - Tools

Sioux Chief's PowerPEX® ASTM F1807 fitting system utilizes a copper crimp ring or the stainless steel V-Sleeve™, both of which provide 360° of compression around the sealing barbs. Stainless steel cinch clamps can also be used with PowerPex ASTM F1807 fitting system

This time-tested PEX system provides a secure, immediately testable and permanent connection.

649X2 **Page 25**	**649TX2** **Page 25**	**649Y2** **Page 25**	**642X2** **Page 26**	**642XG4** **Page 26**
641XG333 **Page 26**	**645XG3** **Page 27**	**645XC3** **Page 27**	**643X2** **Page 28**	**646XG3** **Page 29**
647XG2E3 **Page 30**	**637X25** **Page 31**	**645X2G** **Page 32**	**630X248E** **Page 33**	**638X208** **Page 34**
631XG02FP **Page 34**	**633X18** **Page 35**	**634XG418FP** **Page 35**	**648XG3** **Page 36**	**119X208P** **Page 36**
689X3202 **Page 38**	**672X0399** **Page 40**	**672X0440** **Page 43**	**305-7120** **Page 46**	**304-11** **Page 48**

Male Sweat Fittings

PRESS-FIT COMPATIBLE

All Sioux Chief male sweat, preformed copper fittings are compatible with press-fit systems and all push fit systems. Do not use push fittings with nickel-plated stub outs.

Lead-Free Compliant

LEAD FREE COMPLIANT

Products made from 'Copper' or 'NL/DZR' material comply with NSF-61 & 372 and with the California No Lead Plumbing Law.

Crimp Ring

- Do not use with PB tube
- For use with PEX SDR9 tube only

649X2

Related Products
Crimp Tool p 46

Item Number	Item Description	Pkg Type	Min Qty	Case Qty
	COPPER			
649X1	3/8" PEX	B	100	1000
649X2	1/2" PEX	B	100	1000
649X3	3/4" PEX	B	100	500
649X4	1" PEX	B	25	250
649X5	1-1/4" PEX	B	25	250
649X6	1-1/2" PEX	B	25	250
649X7	2" PEX	B	10	200

V-Sleeve™

PEX Compression Sleeve

- For use with PEX SDR9 tube only

649TX2

Related Products
V-Sleeve™ PEX crimp tools p 48

Item Number	Item Description	Pkg Type	Min Qty	Case Qty
	STAINLESS STEEL			
649TX2	1/2" PEX	B	100	1000
649TX3	3/4" PEX	B	100	500
649TX4	1" PEX	B	25	250

Cinch Clamp

- For use with PEX SDR9 piping only
- Do not use with PB tube

649Y2

Item Number	Item Description	Pkg Type	Min Qty	Case Qty
	STAINLESS STEEL			
649Y1PK1	3/8" PEX, 10/Bag	BI	1	200
649Y2	1/2" PEX, 100/Bag	BI	1	20
649Y3	3/4" PEX, 100/Bag	BI	1	10
649Y4PK1	1" PEX, 10/Bag	BI	10	10

642X2

642XG4

F1807 Elbow

Item Number	Item Description	Pkg Type	Min Qty	Case Qty
	COPPER			
642X2	1/2" × 1/2"	B	25	250
642X3	3/4" × 3/4"	B	25	250
642X43	1" × 3/4"	B	25	25
	NL/DZR BRASS			
642XG1	3/8" × 3/8"	B	25	250
642XG2	1/2" × 1/2"	B	25	250
642XG23	1/2" × 3/4"	B	25	250
642XG3	3/4" × 3/4"	B	25	250
642XG4	1" × 1"	B	25	25
642XG43	1" × 3/4"	B	25	25

641XG333

641XG323

641XG223

F1807 Tee

Item Number	Item Description	Pkg Type	Min Qty	Case Qty
	STANDARD TEE - NL/DZR BRASS			
641XG111	3/8" × 3/8" × 3/8"	B	50	500
641XG222	1/2" × 1/2" × 1/2"	B	50	50
641XG333	3/4" × 3/4" × 3/4"	B	20	200
641XG444	1" × 1" × 1"	B	20	200
	REDUCING TEE - NL/DZR BRASS			
641XG322	3/4" × 1/2" × 1/2"	B	20	200
641XG323	3/4" × 1/2" × 3/4"	B	20	200
641XG332	3/4" × 3/4" × 1/2"	B	20	200
641XG442	1" × 1" × 1/2"	B	20	200
641XG443	1" × 1" × 3/4"	B	20	200
	BULLHEAD TEE- NL/DZR BRASS			
641XG223	1/2" × 1/2" × 3/4"	B	20	200

F1807 Coupling

Item Number	Item Description	Pkg Type	Min Qty	Case Qty
	COPPER			
645X2	1/2" × 1/2"	B	100	1000
645X3	3/4" × 3/4"	B	50	500
645X32	3/4" × 1/2"	B	50	500
645X4	1" × 1"	B	25	250
645X43	1" × 3/4"	B	25	250
645X5	1-1/4" × 1-1/4"	B	10	10
645X54	1-1/4" × 1"	B	10	10
	NL/DZR BRASS			
645XG1	3/8" × 3/8"	B	100	1000
645XG12	1/2" × 3/8"	B	50	500
645XG2	1/2" × 1/2"	B	100	1000
645XG3	3/4" × 3/4"	B	50	500
645XG32	3/4" × 1/2"	B	50	500
645XG4	1" × 1"	B	25	250
645XG43	1" × 3/4"	B	25	250

645X2

645XG2

F1807 Plug

Item Number	Item Description	Pkg Type	Min Qty	Case Qty
	NL/DZR BRASS			
640XG01	3/8" F1807	B	100	1000
640XG02	1/2" F1807	B	100	1000
640XG03	3/4" F1807	B	100	1000
640XG04	1" F1807	B	25	250

640XG02

F1807 Straight Adapter

CPVC, CTS

Item Number	Item Description	Pkg Type	Min Qty	Case Qty
	CPVC CUP - COPPER			
645XC2	1/2" F1807 × 1/2" CPVC	B	50	50
645XC23	1/2" F1807 × 3/4" CPVC	B	50	50
645XC2PK2	1/2" F1807 × 1/2" CPVC, 1/Bag	CI	10	10
645XC3	3/4" F1807 × 3/4" CPVC	B	50	50
645XC34	3/4" F1807 × 1" CPVC	B	20	20
645XC3PK2	3/4" F1807 × 3/4" CPVC, 1/Bag	CI	10	10
645XC4	1" F1807 × 1" CPVC	B	20	20
645XC43	1" F1807 × 3/4" CPVC	B	20	20
	CPVC CUP - NL/DZR BRASS			
645XGC2	1/2" F1807 × 1/2" CPVC	B	50	50
645XGC3	3/4" F1807 × 3/4" CPVC	B	50	50
645XGC4	1" F1807 × 1" CPVC	X	20	20
	CPVC MALE - COPPER			
645XCM2	1/2" F1807 × 1/2" Male CPVC	B	50	50

645XGC3

645XCM2

645XC93

F1807 Straight Adapter

CPVC - IPS Gray

Item Number	Item Description	Pkg Type	Min Qty	Case Qty
	COPPER			
645XC923	1/2" F1807 × 3/4" Sch 40 CPVC	B	25	25
645XC93	3/4" F1807 × 3/4" Sch 40 CPVC	B	50	50
645XC94	1" F1807 × 1" Sch 40 CPVC	B	20	20

645X3P

F1807 Straight Adapter

PVC

· For cold water applications. Do not exceed 140° F.

Item Number	Item Description	Pkg Type	Min Qty	Case Qty
	COPPER			
645X23P	1/2" F1807 × 3/4" PVC	B	50	50
645X34P	3/4" F1807 × 1" PVC	B	20	20
645X3P	3/4" F1807 × 3/4" PVC	B	50	50
645X43P	1" F1807 × 3/4" PVC	B	20	20
645X4P	1" F1807 × 1" PVC	B	20	20

643X2

F1807 Straight Adapter

Male Sweat

Item Number	Item Description	Pkg Type	Min Qty	Case Qty
	COPPER			
643X2	1/2" F1807 × 1/2" MSWT	B	100	1000
643X202	1/2" F1807 × 1/2" MSWT, 2" Long	B	50	500
643X23	3/4" F1807 × 1/2" MSWT	B	50	100
643X3	3/4" F1807 × 3/4" MSWT	B	50	500
643X32	1/2" F1807 × 3/4" MSWT	B	50	500
643X34	1" F1807 × 3/4" MSWT	B	25	250
643X4	1" F1807 × 1" MSWT	B	25	250
643X43	3/4" F1807 × 1" MSWT	B	25	250
643X5	1-1/4" F1807 × 1-1/4" MSWT	B	10	10
	NL/DZR BRASS			
643XG1	3/8" F1807 × 1/2" MSWT	B	100	1000
643XG2	1/2" F1807 × 1/2" MSWT	B	100	1000
643XG23	3/4" F1807 × 1/2" MSWT	B	50	500
643XG3	3/4" F1807 × 3/4" MSWT	B	50	500
643XG32	1/2" F1807 × 3/4" MSWT	B	50	500
643XG34	1" F1807 × 3/4" MSWT	B	25	250
643XG4	1" F1807 × 1" MSWT	B	25	250
643XG43	3/4" F1807 × 1" MSWT	B	25	250

F1807 Straight Adapter

Female Sweat

Item Number	Item Description	Pkg Type	Min Qty	Case Qty
	COPPER			
644X2	1/2" F1807 × 1/2" FSWT	B	100	1000
644X23	3/4" F1807 × 1/2" FSWT	B	25	100
644X3	3/4" F1807 × 3/4" FSWT	B	50	500
644X32	1/2" F1807 × 3/4" FSWT	B	50	500
644X34	1" F1807 × 3/4" FSWT	B	25	250
644X4	1" F1807 × 1" FSWT	B	25	250
644X43	3/4" F1807 × 1" FSWT	B	25	250
644X5	1-1/4" F1807 × 1-1/4" FSWT	B	10	10
	NL/DZR BRASS			
644XG1	3/8" F1807 × 1/2" FSWT	B	100	500
644XG2	1/2" F1807 × 1/2" FSWT	B	100	1000
644XG3	3/4" F1807 × 3/4" FSWT	B	50	500
644XG32	1/2" F1807 × 3/4" FSWT	B	50	500
644XG4	1" F1807 × 1" FSWT	B	25	250
644XG43	3/4" F1807 × 1" FSWT	B	25	250

644X2

644XG2

F1807 Straight Adapter

MIP

Item Number	Item Description	Pkg Type	Min Qty	Case Qty
	NL/DZR BRASS			
646XG2	1/2" F1807 × 1/2" MIP	B	100	100
646XG23	3/4" F1807 × 1/2" MIP	B	50	50
646XG3	3/4" F1807 × 3/4" MIP	B	25	250
646XG32	1/2" F1807 × 3/4" MIP	B	50	50
646XG34	1" F1807 × 3/4" MIP	B	25	25
646XG4	1" F1807 × 1" MIP	B	50	50
646XG43	3/4" F1807 × 1" MIP	B	50	50

646XG2

F1807 Straight Adapter

FIP

Item Number	Item Description	Pkg Type	Min Qty	Case Qty
	NL/DZR BRASS			
647XG2	1/2" F1807 × 1/2" FIP	B	50	250
647XG23PK2	1/2" F1807 × 3/4" FIP, 1/Bag	Cl	10	10
647XG3	3/4" F1807 × 3/4" FIP	B	50	50
647XG4	1" F1807 × 1" FIP	B	50	50

647XG2

632XG332M

F1807 Elbow Adapter

MIP

Item Number	Item Description	Pkg Type	Min Qty	Case Qty
	NL/DZR BRASS			
632XG222M	1/2" F1807 × 1/2" MIP	B	50	50
632XG332M	3/4" F1807 × 3/4" MIP	B	50	50

647XG2E3

616X2PX

F1807 Elbow Adapter

Tub/Shower Elbow

Related Products
Shower Arm Test Plug p 465
WiderSlider™ Adjustable Bracket p 524

Item Number	Item Description	Pkg Type	Min Qty	Case Qty
	DROP-EAR - NL/DZR BRASS			
647XG21E3	1/2" F1807 × 3/8" FIP	B	25	25
647XG2E3	1/2" F1807 × 1/2" FIP	B	50	50
	DROP-EAR - LEADED			
647X23E	3/4" F1807 × 1/2" FIP	B	50	50
	SHOWER-LOCK - LEADED			
616X2PX	1/2" F1807 × 1/2" FIP	B	50	50

637X235

F1807 Elbow Adapter

3/4" FIP Swivel

- Do NOT use thread sealant on FIP swivel threads

Item Number	Item Description	Pkg Type	Min Qty	Case Qty
	NL/DZR			
637X235	1/2" F1807	B	50	50
637X335	3/4" F1807	B	25	25

632X222

F1807 Elbow Adapter

Male Sweat

Related Products
Tub/Shower Connector p 34

Item Number	Item Description	Pkg Type	Min Qty	Case Qty
	COPPER			
632X222	1/2" F1807 × 1/2" MSWT	B	100	1000
632X332	3/4" F1807 × 3/4" MSWT	B	25	250

F1807 Elbow Adapter

Female Sweat

632X225

Item Number	Item Description	Pkg Type	Min Qty	Case Qty
	COPPER			
632X225	1/2" F1807 × 1/2" FSWT	B	100	1000
632X335	3/4" F1807 × 3/4" FSWT	B	25	250

F1807 Ballcock Adapter

Toilet Swivel

- Nose cone seal. Do not use thread sealant

Item Number	Item Description	Pkg Type	Min Qty	Case Qty
	ELBOW - COPPER			
637X423PK	1/2" F1807 × Ballcock Swivel	CI	10	10

F1807 Faucet Adapter

1/2" FIP Swivel

- Nose cone seal. Do not use thread sealant

637X10

637X25

Item Number	Item Description	Pkg Type	Min Qty	Case Qty
	STRAIGHT - COPPER			
637X20	1/2" F1807	B	50	500
637X20PK2	1/2" F1807, 2/Bag	CI	10	10
	ELBOW - COPPER			
637X25	1/2" F1807	B	50	50

Straight Adapter

Compression

- DO NOT use pipe dope on compression threads

637XG721

Item Number	Item Description	Pkg Type	Min Qty	Case Qty
	NL/DZR			
637XG711	3/8" F1807 × 3/8" O.D. Comp.	B	20	20
637XG721	1/2" F1807 × 3/8" O.D. Comp.	B	20	20

645X2GPK2

Straight Adapter

Polybutylene (PB) (ASTM F1380) × PEX

- For use with PEX SDR9 tube only

Item Number	Item Description	Pkg Type	Min Qty	Case Qty
	COPPER			
645X2G	1/2" F1807 × 1/2" PB w/Rings	B	50	50
645X2GPK2	1/2" F1807 × 1/2" PB w/Rings, 1/Bag	CI	10	10
645X3G	3/4" F1807 × 3/4" PB w/Rings	B	50	50
645X3GPK2	3/4" F1807 × 3/4" PB w/Rings, 1/Bag	CI	10	10

F1807 Stub Out Elbow

Related Products
F1807 Stub Out Kit p 38

Item Number	Item Description	Pkg Type	Min Qty	Case Qty
630X148	3/8" F1807, 3-1/2" × 8"	B	50	50
630X2138	1/2" F1807, 13" × 8"	B	50	50
630X2412	1/2" F1807, 3-1/2" × 12"	B	50	50
630X246	1/2" F1807, 3-1/2" × 6"	B	50	50
630X248	1/2" F1807, 3-1/2" × 8"	B	50	50
630X248PK	1/2" F1807, 3-1/2" × 8"	CI	6	6
630X3136	3/4" F1807, 13" × 6"	B	50	50
630X3412	3/4" F1807, 4-1/2" × 12"	B	50	50
630X348	3/4" F1807, 4-1/2" × 8"	B	50	50
630X4612	1" F1807, 6" × 12"	B	25	25
630X468	1" F1807, 6" × 8"	B	25	25

630X248

F1807 Stub Out Elbow

Square O Strap

Item Number	Item Description	Pkg Type	Min Qty	Case Qty
630X148E	3/8" F1807, 3-1/2" × 8" w/Strap	B	25	25
630X2412E	1/2" F1807, 3-1/2" × 12" w/Strap	B	25	25
630X246E	1/2" F1807, 3-1/2" × 6" w/Strap	B	25	25
630X248E	1/2" F1807, 3-1/2" × 8" w/Strap	B	25	25
630X248EPK	1/2" F1807, 3-1/2" × 8" w/Strap	CI	20	20
630X348E	3/4" F1807, 4-1/2" × 8" w/Strap	B	25	25
630X468E	1" F1807, 6" × 8" w/Strap	B	10	10

630X248E

F1807 Stub Out Elbow

Double Stub Out

Related Products
3-Valve Kitchen Supply Box p 179

Item Number	Item Description	Pkg Type	Min Qty	Case Qty
630XD288	1/2" F1807, 7" × 8" × 8"	B	25	25

630XD288

643X208

F1807 Bullet™

- Not to be used as permanent air chambers

Item Number	Item Description	Pkg Type	Min Qty	Case Qty
	SPUN CLOSED			
638X208	1/2" F1807, 8"	B	100	100
638X208PK	1/2" F1807, 8"	CI	20	20
638X212	1/2" F1807, 12"	B	100	100
638X312	3/4" F1807, 12"	B	50	50
	SPUN CLOSED WITH STRAP			
638X212E	1/2" F1807, 12" Long, 8" Stub Out	B	50	50
638X218E	1/2" F1807, 18" Long, 10" Stub Out	B	25	25
	OPEN ENDED STUB OUT			
643X208	1/2" F1807, 8"	B	100	100
643X212	1/2" F1807, 12"	B	100	100

632X283

632X263Y

F1807 Tub/Shower Pressure Connector

- DO NOT use thread sealant on FIP swivel threads

Item Number	Item Description	Pkg Type	Min Qty	Case Qty
632X243	1/2" F1807 × 1/2" MSWT, 4" × 2-1/4"	B	50	50
632X243PK	1/2" F1807 × 1/2" MSWT, 4" × 2-1/4"	CI	20	20
632X263	1/2" F1807 × 1/2" MSWT, 6" × 2-1/4"	B	50	50
632X263X	1/2" F1807 × 1/2" MIP Swivel, 6" × 3"	B	50	50
632X263Y	1/2" F1807 × 1/2" FIP Swivel, 6" × 3"	B	50	50
632X283	1/2" F1807 × 1/2" MSWT, 8" × 2-1/4"	B	50	50
632X458	1" F1807 × 1" MSWT, 5" × 8"	B	25	25

631X02

631XG02FP

F1807 Water Heater Connector

FIP Swivel Elbow

- Do NOT use thread sealant on FIP swivel threads

Item Number	Item Description	Pkg Type	Min Qty	Case Qty
	STANDARD			
631X02	3/4" F1807 × 3/4" FIP Swivel, 4-1/2" × 2"	B	25	25
631XG3TM9	3/4" F1807 × 3/4" FIP Swivel, w/ 3/4" MIP Branch, 6" × 9"	B	25	25
	VALVED, FULL PORT			
631XG02FP	3/4" F1807 × 3/4" FIP Swivel, 6" × 3"	B	12	12

F1807 Water Heater Connector

FIP Swivel Straight

- Do NOT use thread sealant on FIP swivel threads

Item Number	Item Description	Pkg Type	Min Qty	Case Qty
	STANDARD			
633X02	3/4" F1807 × 3/4" FIP Swivel, 2"	B	25	25
633X18	3/4" F1807 × 3/4" FIP Swivel, 18"	B	25	25
633X18PK	3/4" F1807 × 3/4" FIP Swivel, 18", 1/Bag	CI	25	25
	VALVED, FULL PORT			
633XG18FP	3/4" F1807 × 3/4" FIP Swivel, 18"	BI	10	10
633XG18FPT	3/4" F1807 × 3/4" FIP Swivel, w/ 3/4" FIP Branch , 18"	B	10	10
	THERMAL EXPANSION VALVE, FULL PORT			
633XG18FRV	3/4" F1807 × 3/4" FIP Swivel, w/ Pressure Relief 3/8" Comp., 18"	B	10	10
633XG18HRV	3/4" F1807 × 3/4" FIP Swivel, w/ Pressure Relief 3/8" Hose Barb, 18"	B	10	10
633XG18XRV	3/4" F1807 × 3/4" FIP Swivel, w/ Pressure Relief 1/2" F1807, 18"	B	10	10
	ADJUSTABLE REPLACEMENT RELIEF PORT			
648-ARX	1/8" MIP × 1/2" F1807 (80-125 PSI)	BI	6	6

633X18

633XG18HRV

F1807 Water Heater Connector

Flexible Copper, FIP Swivel

- Do not twist or kink flexible connector
- Do NOT use thread sealant on FIP swivel threads

Item Number	Item Description	Pkg Type	Min Qty	Case Qty
	STANDARD			
634X418	3/4" F1807 × 3/4" FIP Swivel, 18"	BI	10	10
	VALVED, FULL PORT			
634XG418FP	3/4" F1807 × 3/4" FIP Swivel, 18"	BI	25	25

634X418

634XG418FP

F1807 Water Loop

Water Heater Stub Out Loop

Item Number	Item Description	Pkg Type	Min Qty	Case Qty
636X38883	3/4" F1807	B	12	12
636X48884	1" F1807	B	12	12

636X48884

648XG3

648-3SX

648XG3XRV

F1807 Brass Ball Valve

Item Number	Item Description	Pkg Type	Min Qty	Case Qty
	FULL PORT			
648XG2	1/2" F1807	B	10	120
648XG2PK	1/2" F1807	CI	10	10
648XG3	3/4" F1807	B	8	96
648XG3PK	3/4" F1807	CI	10	10
648XG4	1" F1807	B	4	40
648XG4PK	1" F1807	CI	6	6
	FULL PORT WITH DRAIN			
648XG3FPD	3/4" F1807	B	5	30
	FULL PORT FIPS X F1807			
648-3SX	3/4" FIPS x 3/4" F1807	X	5	5
	THERMAL EXPANSION VALVE - 125 PSI			
648XG3XRV	3/4" F1807 × 3/4" F1807, 1/2" F1807 Port	BI	6	6

117X2

F1807 Sillcock

Item Number	Item Description	Pkg Type	Min Qty	Case Qty
	LEADED BRASS			
117X2	1/2" F1807	BI	10	100

118X208

119X208P

F1807 Frost-Proof Anti-Siphon Sillcock

Related Products
Frost-Proof Sillcock Replacement Parts p 120

Item Number	Item Description	Pkg Type	Min Qty	Case Qty
	MULTI-TURN - LEADED			
118X204	1/2" F1807 × 3/4" MHT, 4"	BI	1	40
118X206	1/2" F1807 × 3/4" MHT, 6"	BI	1	40
118X208	1/2" F1807 × 3/4" MHT, 8"	BI	1	40
118X210	1/2" F1807 × 3/4" MHT, 10"	BI	1	40
118X212	1/2" F1807 × 3/4" MHT, 12"	BI	2	40
	1/4 TURN - LEADED			
119X204P	1/2" F1807 × 3/4" MHT, 4"	B	2	2
119X206P	1/2" F1807 × 3/4" MHT, 6"	B	5	5
119X208P	1/2" F1807 × 3/4" MHT, 8"	B	5	5
119X210P	1/2" F1807 × 3/4" MHT, 10"	B	5	5
119X212P	1/2" F1807 × 3/4" MHT, 12"	B	5	5

Packaging: B = Bulk/Std Box C = Cutcase Box I = Individually Barcoded

F1807 Ice Maker Valve

Straight & Tee

- DO NOT use pipe dope on compression threads

Related Products
Add-A-Line™ Push Valve p 135

Item Number	Item Description	Pkg Type	Min Qty	Case Qty
	STRAIGHT - NL/DZR BRASS			
637XG920	1/2" F1807 × 1/4" O.D. Comp.	B	25	250
637XG920PK1	1/2" F1807 × 1/4" O.D. Comp., 1/Bag	BI	10	10
	TEE - NL/DZR BRASS			
637XG9220	1/2" F1807 × 1/4" O.D. Comp.	B	25	250
637XG9220PK1	1/2" F1807 × 1/4" O.D. Comp., 1/Bag	BI	10	10

637XG920

637XG9220

689X2101

F1807 Stub Out Kit

1/2" Water Closet Stub Out With Bracket

· For individual product details, see product pages

Item Number	Item Description	Pkg Type	Min Qty	Case Qty
	16" STUD BAY			
689X2101	(1) 525-1612, (1) 630X246	BI	12	12
689X2201	(1) 525-1612, (1) 630X248	BI	12	12

689X3102

F1807 Stub Out Kit

1/2" Lav/Sink Stub Outs With Bracket

· For individual product details, see product pages

Item Number	Item Description	Pkg Type	Min Qty	Case Qty
	16" STUD BAY			
689X3102	(1) 525-1622, (2) 630X246	BI	12	12
689X3202	(1) 525-1622, (2) 630X248	BI	12	12
	24" STUD BAY			
689X3112	(1) 525-2422, (2) 630X246	BI	12	12
689X3212	(1) 525-2422, (2) 630X248	BI	12	12

689XG211

F1807 Stub Out Kit

StopOut™

Item Number	Item Description	Pkg Type	Min Qty	Case Qty
689XG11	1/2" F1807 x (1) 3/8" Comp.	B	10	10
689XG201	1/2" F1807 x (1) 1/4" Comp. (1) 3/8" Comp.	B	10	10
689XG211	1/2" F1807 x (2) 3/8" Comp.	B	10	10

689X5103

F1807 Stub Out Kit

3/4" Water Heater Stub Outs With Bracket

· For individual product details, see product pages

Item Number	Item Description	Pkg Type	Min Qty	Case Qty
689X5103	(1) 525-1623, (2) 630X348	BI	12	12

F1807 Stub Out Kit

1/2" Shower Riser Elbow With Bracket

- For individual product details, see product pages

689X2291

Related Products
Shower WallNut™ p 630

Item Number	Item Description	Pkg Type	Min Qty	Case Qty
689X2291	(1) 525-16WLB, (1) 630X248	BI	12	12

F1807 Water Heater Connector Kit

- Do NOT use thread sealant on FIP swivel threads
- For individual product details, see product pages

694XG32012091

Item Number	Item Description	Pkg Type	Min Qty	Case Qty
694XG32012091	(1) 631XG02FP, (1) 633-G3TM15, (1) 633X18	BI	10	10
694XG32012093	(1) 631XG02FP, (1) 633-G3TM11, (1) 633X18	BI	10	10
694XG322120	(1) 633X18, (1) 633XG18FP	BI	10	10

1/2" F1807 Branch, Manifold

3/4" F1807 × Spun Closed Trunk

- Do not recirculate back through any manifold branch. Do not modify manifold. Doing so will void warranty

Item Number	Item Description	Pkg Type	Min Qty	Case Qty
	COPPER BRANCHES			
672X0390	1/2" F1807, 3 Port	B	25	25
672X0490	1/2" F1807, 4 Port	B	25	25
672X0490PK	1/2" F1807, 4 Port	BI	5	5
672X0590	1/2" F1807, 5 Port	B	25	25
672X0690	1/2" F1807, 6 Port	B	25	25
672X0690PK	1/2" F1807, 6 Port	BI	5	5
672X0790	1/2" F1807, 7 Port	B	25	25
672X0890	1/2" F1807, 8 Port	B	25	25
672X0990	1/2" F1807, 9 Port	B	25	25
672X1090	1/2" F1807, 10 Port	B	25	25
672X1290	1/2" F1807, 12 Port	B	25	25
	BALL VALVE BRANCHES			
672XV0490	1/2" F1807 Ball Valve, 4 Port	BI	1	10
672XV0490PK	1/2" F1807 Ball Valve, 4 Port	BI	5	5
672XV0590	1/2" F1807 Ball Valve, 5 Port	BI	1	10
672XV0690	1/2" F1807 Ball Valve, 6 Port	BI	1	10

1/2" F1807 Branch, Manifold

3/4" F1807 × 3/4" F1807 Trunk

- Do not recirculate back through any manifold branch. Do not modify manifold. Doing so will void warranty

Item Number	Item Description	Pkg Type	Min Qty	Case Qty
	STANDARD			
672X0399	1/2" F1807, 3 Port	B	25	25
672X0499	1/2" F1807, 4 Port	B	25	25
672X0499PK	1/2" F1807, 4 Port	BI	6	6
672X0599	1/2" F1807, 5 Port	B	25	25
672X0699	1/2" F1807, 6 Port	B	25	25
672X0699PK	1/2" F1807, 6 Port	BI	6	6
672X0899	1/2" F1807, 8 Port	B	25	25
672X0999	1/2" F1807, 9 Port	B	25	25
672X1299	1/2" F1807, 12 Port	B	25	25
	BALL VALVE BRANCHES			
672XV0499	1/2" F1807 Ball Valve, 4 Port	BI	1	10
672XV0599	1/2" F1807 Ball Valve, 5 Port	BI	1	10
672XV0699	1/2" F1807 Ball Valve, 6 Port	BI	1	10
672XV0699-2PK	1/2" F1807 Ball Valve, 6 Port	BI	5	5

1/2" F1807 Branch, Manifold

1/2" F1807 × Closed Trunk

- Do not recirculate back through any manifold branch. Do not modify manifold. Doing so will void warranty

Item Number	Item Description	Pkg Type	Min Qty	Case Qty
672X0380	1/2" F1807, 3 Port	B	25	25
672X0480	1/2" F1807, 4 Port	B	25	25

1/2" F1807 Branch, Manifold

1/2" F1807 × 3/4" F1807 Trunk



- Do not recirculate back through any manifold branch. Do not modify manifold. Doing so will void warranty

Item Number	Item Description	Pkg Type	Min Qty	Case Qty
672X0698	1/2" F1807, 6 Port	B	25	25

1/2" F1807 Branch, Manifold

1" F1807 × Spun Closed Trunk



- Do not recirculate back through any manifold branch. Do not modify manifold. Doing so will void warranty

Item Number	Item Description	Pkg Type	Min Qty	Case Qty
672X0470	1/2" F1807, 4 Port	B	10	10
672X0670	1/2" F1807, 6 Port	B	10	10
672X0870	1/2" F1807, 8 Port	B	10	10
672X1270	1/2" F1807, 12 Port	B	10	10

1/2" F1807 Branch, Manifold

3/4" F1807 × 1" F1807 Trunk

- Do not recirculate back through any manifold branch. Do not modify manifold. Doing so will void warranty

Item Number	Item Description	Pkg Type	Min Qty	Case Qty
672X0497	1/2" F1807, 4 Port	B	10	10
672X0697	1/2" F1807, 6 Port	B	10	10
672X0897	1/2" F1807, 8 Port	B	10	10
672X1297	1/2" F1807, 12 Port	B	10	10



1/2" F1807 Branch, Manifold

1" F1807 × 1" F1807 Trunk

- Do not recirculate back through any manifold branch. Do not modify manifold. Doing so will void warranty

Item Number	Item Description	Pkg Type	Min Qty	Case Qty
672X0477	1/2" F1807, 4 Port	B	10	10
672X0677	1/2" F1807, 6 Port	B	10	10
672X0877	1/2" F1807, 8 Port	B	10	10
672X1277	1/2" F1807, 12 Port	B	10	10



1/2" F1807 Branch, Manifold

3/4" MSWT× Spun Closed Trunk

- Do not recirculate back through any manifold branch. Do not modify manifold. Doing so will void warranty

Item Number	Item Description	Pkg Type	Min Qty	Case Qty
672X0330	1/2" F1807, 3 Port	B	25	25
672X0430	1/2" F1807, 4 Port	B	25	25
672X0630	1/2" F1807, 6 Port	B	25	25
672X0830	1/2" F1807, 8 Port	B	25	25
672X0930	1/2" F1807, 9 Port	B	25	25
672X1230	1/2" F1807, 12 Port	B	25	25

672X0431PK

1/2" F1807 Branch, Manifold

3/4" MSWT × 3/4" FSWT Trunk

- Do not recirculate back through any manifold branch. Do not modify manifold. Doing so will void warranty

Item Number	Item Description	Pkg Type	Min Qty	Case Qty
	COPPER BRANCHES			
672X0431PK	1/2" F1807, 4 Port	BI	5	5
	BALL VALVE BRANCHES			
672XV0486PK	1/2" F1807 Ball Valve, 4 Port	BI	5	5

1/2" F1807 Branch, Manifold

3/4" MSWT × 3/4" MSWT, Extended Trunk

- Do not recirculate back through any manifold branch. Do not modify manifold. Doing so will void warranty

Item Number	Item Description	Pkg Type	Min Qty	Case Qty
672X0433EE	1/2" F1807, 4 Port	B	10	10
672X0633EE	1/2" F1807, 6 Port	B	10	10
672X0833EE	1/2" F1807, 8 Port	B	10	10
672X1033EE	1/2" F1807, 10 Port	B	10	10
672X1233EE	1/2" F1807, 12 Port	B	10	10

1/2" F1807 Branch, Manifold

1" MSWT × Spun Closed Trunk

- Do not recirculate back through any manifold branch. Do not modify manifold. Doing so will void warranty

Item Number	Item Description	Pkg Type	Min Qty	Case Qty
672X0440	1/2" F1807, 4 Port	B	25	25
672X0640	1/2" F1807, 6 Port	B	25	25
672X0840	1/2" F1807, 8 Port	B	25	25
672X1240	1/2" F1807, 12 Port	B	25	25

1/2" F1807 Branch, Manifold

1" MSWT × 1" MSWT Trunk

- Do not recirculate back through any manifold branch. Do not modify manifold. Doing so will void warranty

Item Number	Item Description	Pkg Type	Min Qty	Case Qty
672X0644	1/2" F1807, 6 Port	B	25	25
672X0844	1/2" F1807, 8 Port	B	25	25
672X1244	1/2" F1807, 12 Port	B	25	25

1/2" F1807 Branch, Manifold

1" FSWT × Spun Closed Trunk

- Do not recirculate back through any manifold branch. Do not modify manifold. Doing so will void warranty

Item Number	Item Description	Pkg Type	Min Qty	Case Qty
	RIGHT-SIDE BALL VALVE BRANCHES			
672XV0810	1/2" F1807 Ball Valve, 8 Port	BI	1	10
672XV1010	1/2" F1807 Ball Valve, 10 Port	BI	1	10
672XV1210	1/2" F1807 Ball Valve, 12 Port	BI	1	4
672XV1510	1/2" F1807 Ball Valve, 15 Port	BI	1	5
672XV1810	1/2" F1807 Ball Valve, 18 Port	BI	1	5
	LEFT-SIDE BALL VALVE BRANCHES			
672XV0810L	1/2" F1807 Ball Valve, 8 Port	BI	1	10
672XV1010L	1/2" F1807 Ball Valve, 10 Port	BI	1	10
672XV1210L	1/2" F1807 Ball Valve, 12 Port	BI	1	4
672XV1510L	1/2" F1807 Ball Valve, 15 Port	BI	1	5
672XV1810L	1/2" F1807 Ball Valve, 18 Port	BI	1	5

1/2" F1807 Branch, Manifold

1" MSWT × 1" FSWT Trunk

- Do not recirculate back through any manifold branch. Do not modify manifold. Doing so will void warranty

Item Number	Item Description	Pkg Type	Min Qty	Case Qty
	BRASS BRANCHES			
672X0242	1/2" F1807, 2 Port	BI	1	10
672X0342	1/2" F1807, 3 Port	BI	1	10
672X0442	1/2" F1807, 4 Port	BI	1	10
672X4L-1131B3	1/2" F1807, 11 Port, 3" O.C.	BI	5	5
	BALL VALVE BRANCHES			
672XV0242	1/2" F1807 Ball Valve, 2 Port	BI	1	10
672XV0342	1/2" F1807 Ball Valve, 3 Port	BI	1	10
672XV0431PK	1/2" F1807 Ball Valve, 4 Port	BI	5	5
672XV0442	1/2" F1807 Ball Valve, 4 Port	BI	1	10
672XV4L-11313	1/2" F1807 Ball Valve, 11 Port, 3" O.C.	BI	1	5
	BALANCING/BALL VALVE BRANCHES - LEADED			
672XB0242	1/2" F1807 Balancing Valve, 2 Port	BI	1	10
672XB0342	1/2" F1807 Balancing Valve, 3 Port	BI	1	10
672XB0442	1/2" F1807 Balancing Valve, 4 Port	BI	1	10

1/2" F1807 Branch, Manifold

1" CPVC × Spun Closed Trunk

- Do not recirculate back through any manifold branch. Do not modify manifold. Doing so will void warranty

Item Number	Item Description	Pkg Type	Min Qty	Case Qty
672X03C0	1/2" F1807, 3 Port	B	10	10
672X04C0	1/2" F1807, 4 Port	B	10	10
672X05C0	1/2" F1807, 5 Port	B	10	10
672X06C0	1/2" F1807, 6 Port	B	10	10
672X08C0	1/2" F1807, 8 Port	B	10	10
672X10C0	1/2" F1807, 10 Port	B	10	10
672X12C0	1/2" F1807, 12 Port	B	10	10

1/2" F1807 Branch, Multi-Port Tee

3/4" F1807 × Closed Trunk

672XGT0390

Item Number	Item Description	Pkg Type	Min Qty	Case Qty
	NL/DZR BRASS			
672XGT0390	1/2" F1807, 3 Port, 1/Bag	BI	10	100
672XGT0490	1/2" F1807, 4 Port, 1/Bag	BI	10	100

1/2" F1807 Branch, Multi-Port Tee

3/4" F1807 × 3/4" F1807 Trunk

672XGT0399

Item Number	Item Description	Pkg Type	Min Qty	Case Qty
	NL/DZR BRASS			
672XGT0399	1/2" F1807, 3 Port, 1/Bag	BI	10	100
672XGT0499	1/2" F1807, 4 Port, 1/Bag	BI	10	100

Supply
Drainage
Support
Specialties
Appendix

305-7095

305-7120

305-995

Crimp Tool

Item Number	Item Description	Pkg Type	Min Qty	Case Qty
	STANDARD			
305-7023	1/2"- 3/4", Straight Handle	BI	1	10
305-7040	1", Straight Handle	BI	1	10
305-7050	1-1/4", Straight Handle	BI	1	10
305-7095	5-N-1 Combo Kit w/ Case (3/8"- 1/2"- 5/8"- 3/4"- 1") Straight Handle	BI	1	5
	COMPACT			
305-7110	3/8" w/ Case	BI	1	8
305-7120	1/2" w/ Case	BI	1	8
305-7123	1/2"- 3/4" w/ Case	BI	1	8
305-7130	3/4" w/ Case	BI	1	8
	GO/NO-GO GAUGE			
305-995	3/8", 1/2", 5/8", 3/4", 1", 1/Bag	BI	1	200

Tube Stiffener

Item Number	Item Description	Pkg Type	Min Qty	Case Qty
	POLYPROPYLENE			
603Q2	1/2", 6/Bag	CI	15	15
603Q3	3/4", 6/Bag	CI	15	15
603Q4	1", 6/Bag	CI	15	15
	STAINLESS STEEL			
280-A266537	1/2"	B	10	2500
280-A266607	3/4"	B	50	1000
280-A266617	1"	B	50	1000
280-A266627	1-1/4"	B	25	25

603Q2

280-A266537

305-999

Crimp Ring Removal Tool

- For use on Brass or Stainless Steel fittings only

Item Number	Item Description	Pkg Type	Min Qty	Case Qty
305-999	3/8" - 1"	BI	1	40

305-82TX

305-92TX

305-85TX

V-Sleeve™ Compression Tool

- Exclusively for installing Sioux Chief 's V-Sleeve ™ stainless steel PEX compression system

Item Number	Item Description	Pkg Type	Min Qty	Case Qty
	STANDARD			
305-804	1" Straight Handle	BI	1	10
	COMPACT			
305-92TX	1/2"	BI	1	10
	GO/NO-GO GAUGE			
305-85TX	1/2", 3/4", & 1"	BI	1	12

304-08

Plastic Tube Cutter

Item Number	Item Description	Pkg Type	Min Qty	Case Qty
304-08	Plastic Tube And Hose Cutter – 2-1/4" Blade Length	BI	12	72
304-1	Replacement Blade For 304-08	BI	1	50
304-12	Plastic Tube And Hose Cutter – 3-1/4" Blade Length	BI	12	12
304-12B	Replacement Blade For 304-12	BI	12	12

304-11

Ratchet Tube Cutter

Item Number	Item Description	Pkg Type	Min Qty	Case Qty
304-11	Cuts 3/8" Thru 1-1/4" Diameter Tube/Pipe	BI	12	12
305-A139092	Cuts 1-1/4" Thru 2" Diameter Tube/Pipe	BI	1	10
305-A139092B	Replacement Blade for 305-A139092	BI	1	25

PowerPEX® Systems for ASTM F2159

ASTM F2159 - Fittings, Adapters & Connectors

Sioux Chief's PowerPEX® ASTM F2159 polymer fittings utilize high-performance, engineered polymer materials designed for use in potable water applications. Extensive research and testing has been performed on the quality and durability of these materials when used in potable water applications. ASTM F2159 fittings are designed for use with a copper crimp ring or the F877 V-Sleeve™, both of which provide 360° of compression around the sealing barbs. Stainless steel cinch clamps can also be used with the PowerPex ASTM F2159 fitting system.

Sioux Chief is transitioning from white fittings to black fittings for all ASTM F2159. This transition will take place through 2022 and may extend beyond. Fitting orders may include a mixture of both fitting colors if necessary.

Note: There are special considerations for using polymer fittings. Refer to the Sioux Chief PowerPEX installation manual for more information on limitations of polymer fitting systems.

 649X2 **Page 51**	 **649TX2** **Page 51**	 **649Y2** **Page 51**	 **642PX2** **Page 51**	 **641PX222** **Page 52**
 645PX3 **Page 52**	 **640PX12** **Page 52**	 **646PX3** **Page 53**	 **637PX20** **Page 53**	 **632PX222M** **Page 53**
 637PX25 **Page 53**				

Crimp Ring

- Do not use with PB tube
- For use with PEX SDR9 tube only

649X2

Related Products
Crimp Tool p 46

Item Number	Item Description	Pkg Type	Min Qty	Case Qty
	COPPER			
649X1	3/8" PEX	B	100	1000
649X2	1/2" PEX	B	100	1000
649X3	3/4" PEX	B	100	500
649X4	1" PEX	B	25	250

V-Sleeve™

PEX Compression Sleeve

649TX2

Item Number	Item Description	Pkg Type	Min Qty	Case Qty
	STAINLESS STEEL			
649TX2	1/2" PEX	B	100	1000
649TX3	3/4" PEX	B	100	500
649TX4	1" PEX	B	25	250

Cinch Clamp

649Y2

Item Number	Item Description	Pkg Type	Min Qty	Case Qty
	STAINLESS STEEL			
649Y1PK1	3/8" PEX, 10/Bag	BI	1	200
649Y2	1/2" PEX, 100/Bag	BI	1	20
649Y3	3/4" PEX, 100/Bag	BI	1	10
649Y4PK1	1" PEX, 10/Bag	BI	10	10

F2159 Poly Elbow

642PX3

Item Number	Item Description	Pkg Type	Min Qty	Case Qty
642PX2	1/2" × 1/2", 25/Bag	B	1	10
642PX3	3/4" × 3/4", 25/Bag	B	1	10
642PX32	3/4" × 1/2", 25/Bag	B	1	10
642PX4	1" × 1", 25/Bag	B	1	10

641PX333

641PX322

641PX334

F2159 Poly Tee

Item Number	Item Description	Pkg Type	Min Qty	Case Qty
	STANDARD TEE			
641PX222	1/2" × 1/2" × 1/2", 50/Bag	B	1	10
641PX333	3/4" × 3/4" × 3/4", 20/Bag	B	1	10
641PX444	1" × 1" × 1", 20/Bag	B	1	10
	REDUCING TEE			
641PX322	3/4" × 1/2" × 1/2", 20/Bag	B	1	10
641PX323	3/4" × 1/2" × 3/4", 20/Bag	B	1	10
641PX332	3/4" × 3/4" × 1/2", 20/Bag	B	1	10
641PX433	1" × 3/4" × 3/4", 20/Bag	B	1	10
641PX434	1" × 3/4" × 1", 20/Bag	B	1	10
641PX442	1" × 1" × 1/2", 20/Bag	B	1	10
641PX443	1" × 1" × 3/4", 20/Bag	B	1	10
	BULLHEAD TEE			
641PX223	1/2" × 1/2" × 3/4", 20/Bag	B	1	10
641PX334	3/4" × 3/4" × 1", 20/Bag	B	1	10

645PX2

F2159 Poly Coupling

Item Number	Item Description	Pkg Type	Min Qty	Case Qty
645PX2	1/2" × 1/2", 25/Bag	B	1	20
645PX3	3/4" × 3/4", 25/Bag	B	1	20
645PX32	3/4" × 1/2", 25/Bag	B	1	20
645PX4	1" × 1", 25/Bag	B	1	10
645PX42	1" × 1/2", 25/Bag	B	1	10
645PX43	1" × 3/4", 25/Bag	B	1	10

640PX13

F2159 Poly Plug

Item Number	Item Description	Pkg Type	Min Qty	Case Qty
640PX12	1/2" F2159, 50/Bag	B	1	20
640PX13	3/4" F2159, 25/Bag	B	1	20
640PX14	1" F2159, 25/Bag	B	1	10

F2159 Poly Straight Adapter

MIP

Item Number	Item Description	Pkg Type	Min Qty	Case Qty
646PX2	1/2" F2159 × 1/2" MIP, 25/Bag	B	1	10
646PX23	3/4" F2159 × 1/2" MIP, 25/Bag	B	1	10
646PX3	3/4" F2159 × 3/4" MIP, 25/Bag	B	1	10
646PX32	1/2" F2159 × 3/4" MIP, 25/Bag	B	1	10
646PX4	1" F2159 × 1" MIP, 25/Bag	B	1	10

646PX3

F2159 Poly Straight Adapter

FIP Swivel

· Nose cone seal. Do not use thread sealant

Item Number	Item Description	Pkg Type	Min Qty	Case Qty
637PX20	1/2" F2159 × 1/2" FIP, 50/Bag	BI	1	10

637PX20

F2159 Poly Elbow Adapter

MIP Elbow

Item Number	Item Description	Pkg Type	Min Qty	Case Qty
632PX222M	1/2" F2159 × 1/2" MIP, 25/Bag	B	1	10
632PX232M	3/4" F2159 × 1/2" MIP, 25/Bag	B	1	10
632PX332M	3/4" F2159 × 3/4" MIP, 25/Bag	B	1	10

632PX232M

F2159 Poly Elbow Adapter

FIP Swivel Elbow

· Nose cone seal. Do not use thread sealant

Item Number	Item Description	Pkg Type	Min Qty	Case Qty
637PX25	1/2" F2159 × 1/2" FIP Swivel, 50/Bag	B	1	10

637PX25

1/2" F2159 Poly Manifold

3/4" F2159 PEX × Closed

Item Number	Item Description	Pkg Type	Min Qty	Case Qty
672PX0290	1/2" F2159, 2 Port 1/Bag	BI	5	20
672PX0390	1/2" F2159, 3 Port 1/Bag	BI	10	230
672PX0490	1/2" F2159, 4 Port 1/Bag	BI	5	160

672PX0390

672PX0499

1/2" F2159 Poly Manifold

3/4" F2159 PEX × 3/4" F2159 PEX

Item Number	Item Description	Pkg Type	Min Qty	Case Qty
672PX0299	1/2" F2159, 2 Port 1/Bag	BI	5	230
672PX0399	1/2" F2159, 3 Port 1/Bag	BI	10	170
672PX0499	1/2" F2159, 4 Port 1/Bag	BI	10	160

PowerPEX® Systems
for ASTM F1960

ASTM F1960 - Brass Fittings, Adapters & Connectors

ASTM F1960 - Preformed Copper

ASTM F1960 - Valves

ASTM F1960 - Kits

ASTM F1960 Manifolds

ASTM F1960 - PPSU Fittings, Adapters & Connectors

ASTM F1960 - Expansion Tools

The Sioux Chief PowerPEX® ASTM F1960 fitting system has a larger I.D., which provides higher flow rates than other insert-fitting systems. Expansion tools are used to expand the tube and F1960 PEX rings, which then shrink to compress over fitting barbs.

Note: All expansion joints made using PowerPEX Type-B tubing MUST be made with a self- rotating, power expansion tool to eliminate weak spots and avoid improper expansion rates.

649WP3 **Page 57**	**642WG3** **Page 57**	**641WG222** **Page 57**	**645WG2** **Page 58**	**645WGC2** **Page 58**
644WG2 **Page 59**	**646WG3** **Page 59**	**647WG2E3** **Page 60**	**632WG332** **Page 60**	**630WG248E** **Page 62**
638WG208 **Page 62**	**632W273X** **Page 63**	**631WG02** **Page 63**	**633WG18FP** **Page 63**	**648WG2FPPK1** **Page 64**
118W206 **Page 65**	**689WG3202** **Page 66**	**672WG0490** **Page 68**	**672WGT0499** **Page 70**	**642WP3** **Page 71**
641WP222 **Page 71**	**646WP3** **Page 73**	**637WP20** **Page 73**	**672WP0390** **Page 74**	**305-W23KIT** **Page 75**

Male Sweat Fittings

PRESS-FIT COMPATIBLE

All Sioux Chief male sweat, preformed copper fittings are compatible with press-fit systems and all push fit systems. Do not use push fittings with nickel-plated stub outs.

Lead-Free Compliant

LEAD FREE COMPLIANT

Products made from 'Copper' or 'NL/DZR' material comply with NSF-61 & 372 and with the California No Lead Plumbing Law.

F1960 Expansion Ring

- For use with PEX SDR9 tube only

Related Products
F1960 Expansion Tools p 75

649WP2

Item Number	Item Description	Pkg Type	Min Qty	Case Qty
649WP2	1/2" F1960, PEX-A	B	50	1000
649WP3	3/4" F1960, PEX-A	B	50	500
649WP4	1" F1960, PEX-A	B	25	250
649WP5	1-1/4" F1960, PEX-A	B	10	10
649WP6	1-1/2" F1960, PEX-A	B	10	10
649WP7	2" F1960, PEX-A	B	10	10

F1960 Elbow

642WG2

Item Number	Item Description	Pkg Type	Min Qty	Case Qty
	NL/DZR BRASS			
642WG2	1/2" × 1/2"	B	25	25
642WG3	3/4" × 3/4"	B	25	25
642WG4	1" × 1"	B	25	25

F1960 Tee

641WG222

641WG332

641WG223

Item Number	Item Description	Pkg Type	Min Qty	Case Qty
	STANDARD TEE - NL/DZR BRASS			
641WG222	1/2" × 1/2" × 1/2"	B	50	50
641WG333	3/4" × 3/4" × 3/4"	B	20	20
641WG444	1" × 1" × 1"	B	20	20
	REDUCING TEE - NL/DZR BRASS			
641WG322	3/4" × 1/2" × 1/2"	B	20	20
641WG323	3/4" × 1/2" × 3/4"	B	20	20
641WG332	3/4" × 3/4" × 1/2"	B	20	20
641WG433	1" × 3/4" × 3/4"	B	20	20
641WG442	1" × 1" × 1/2"	B	20	20
641WG443	1" × 1" × 3/4"	B	20	20
641WG534	1-1/4" × 3/4" × 1", 1/Bag	BI	5	5
641WG543		X	5	5
641WG544		X	5	5
641WG545	1-1/4" × 1" × 1-1/4", 1/Bag	BI	5	5
	BULLHEAD TEE - NL/DZR BRASS			
641WG223	1/2" × 1/2" × 3/4"	B	20	20
641WG334	3/4" × 3/4" × 1"	B	20	20
641WG445	1" × 1" × 1-1/4", 1/Bag	BI	5	5

645WG2

F1960 Coupling

Item Number	Item Description	Pkg Type	Min Qty	Case Qty
	NL/DZR BRASS			
645WG2	1/2" × 1/2"	B	100	100
645WG3	3/4" × 3/4"	B	50	50
645WG32	3/4" × 1/2"	B	50	50
645WG4	1" × 1"	B	25	25
645WG43	1"× 3/4"	B	25	25

645WGC5

F1960 Straight Adapter

CPVC, CTS

Item Number	Item Description	Pkg Type	Min Qty	Case Qty
	NL/DZR BRASS CPVC CUP			
645WGC2	1/2" F1960 × 1/2" CPVC	B	50	50
645WGC3	3/4" F1960 × 3/4" CPVC	B	50	50
645WGC4	1" F1960 × 1" CPVC	B	20	20
	NL/DZR CPVC CUP			
645WGC5	1-1/4" F1960 × 1-1/4" CPVC - Assembly	B	5	5
645WGC6	1-1/2" F1960 × 1-1/2" CPVC - Assembly	B	5	5
645WGC7	2" F1960 × 2" CPVC - Assembly	B	5	5

645WGC93

F1960 Straight Adapter

CPVC - IPS Gray

Item Number	Item Description	Pkg Type	Min Qty	Case Qty
	NL/DZR CPVC CUP			
645WGC93	3/4" F1960 × 3/4" Sch 40 CPVC	B	50	50
645WGC94	1" F1960 × 1" Sch 40 CPVC	B	20	20
645WGC95	1-1/4" F1960 × 1-1/4" Sch 40 CPVC	B	10	10

645WG4P

F1960 Straight Adapter

PVC

Item Number	Item Description	Pkg Type	Min Qty	Case Qty
	NL/DZR PVC CUP			
645WG3P	3/4" F1960 × 3/4" PVC	B	50	50
645WG4P	1" F1960 × 1" PVC	B	20	20

F1960 Straight Adapter

Male Sweat

643WG2

Item Number	Item Description	Pkg Type	Min Qty	Case Qty
	NL/DZR BRASS			
643WG2	1/2" F1960 × 1/2" MSWT	B	100	100
643WG23	3/4" F1960 × 1/2" MSWT	B	50	50
643WG3	3/4" F1960 × 3/4" MSWT	B	50	50
643WG32	1/2" F1960 × 3/4" MSWT	B	50	50
643WG4	1" F1960 × 1" MSWT	B	25	25
643WG43	3/4" F1960 × 1" MSWT	B	25	25
643WG5	1-1/4" F1960 × 1-1/4" MSWT	B	5	5
643WG6	1-1/2" F1960 × 1-1/2" MSWT	B	5	5
643WG7	2" F1960 × 2" MSWT	B	5	5

F1960 Straight Adapter

Female Sweat

644WG2

Item Number	Item Description	Pkg Type	Min Qty	Case Qty
	NL/DZR BRASS			
644WG2	1/2" F1960 × 1/2" FSWT	B	100	100
644WG23	3/4" F1960 × 1/2" FSWT	B	50	50
644WG3	3/4" F1960 × 3/4" FSWT	B	50	50
644WG32	1/2" F1960 × 3/4" FSWT	B	50	50
644WG4	1" F1960 × 1" FSWT	B	25	25
644WG5	1-1/4" F1960 × 1-1/4" FSWT	B	5	5
644WG6	1-1/2" F1960 × 1-1/2" FSWT	B	5	5
644WG7	2" F1960 × 2" FSWT	B	5	5

F1960 Straight Adapter

MIP

Item Number	Item Description	Pkg Type	Min Qty	Case Qty
	NL/DZR BRASS			
646WG2	1/2" F1960 × 1/2" MIP	B	100	100
646WG3	3/4" F1960 × 3/4" MIP	B	25	25
646WG32	1/2" F1960 × 3/4" MIP	B	25	25
646WG34	1" F1960 × 3/4" MIP	B	25	25
646WG4	1" F1960 × 1" MIP	B	25	25
646WG43	3/4" F1960 × 1" MIP	B	25	25
646WG5	1-1/4" F1960 × 1-1/4" MIP	B	5	5
646WG6	1-1/2" F1960 × 1-1/2" MIP	B	5	5
646WG7	2" F1960 × 2" MIP	B	5	5

647WG2

F1960 Straight Adapter

FIP

Related Products
Shower Arm Test Plug p 465

Item Number	Item Description	Pkg Type	Min Qty	Case Qty
	NL/DZR BRASS			
647WG2	1/2" F1960 × 1/2" FIP	B	50	50
647WG23	3/4" F1960 × 1/2" FIP	B	50	50
647WG3	3/4" F1960 × 3/4" FIP	B	50	50
647WG32	1/2" F1960 × 3/4" FIP	B	25	25
647WG4	1" F1960 × 1" FIP	B	25	25
647WG43	3/4" F1960 × 1" FIP	B	25	25
647WG5	1-1/4" F1960 × 1-1/4" FIP	B	5	5
647WG6	1-1/2" F1960 × 1-1/2" FIP	B	5	5
647WG7	2" F1960 × 2" FIP	B	5	5

632WG222M

F1960 Elbow Adapter

MIP

Item Number	Item Description	Pkg Type	Min Qty	Case Qty
	NL/DZR BRASS			
632WG222M	1/2" F1960 × 1/2" MIP	B	50	50
632WG222MPK2	1/2" F1960 × 1/2" MIP, 2/Bag	BI	10	10

647WG2E3

F1960 Elbow Adapter

Tub/Shower Elbow

Related Products
Shower Arm Test Plug p 465
WiderSlider™ Adjustable Bracket p 524

Item Number	Item Description	Pkg Type	Min Qty	Case Qty
	NL/DZR BRASS DROP EAR			
647WG2E3	1/2" F1960 × 1/2" FIP	B	50	50

632WG332

F1960 Elbow Adapter

Male Sweat

Item Number	Item Description	Pkg Type	Min Qty	Case Qty
	NL/DZR BRASS			
632WG332	3/4" F1960 × 3/4" MSWT	B	25	25

F1960 Elbow Adapter

Female Sweat

- One-piece no lead brass

632WG335

Item Number	Item Description	Pkg Type	Min Qty	Case Qty
	NL/DZR BRASS			
632WG335	3/4" F1960 × 3/4" FSWT	B	25	25

Wal-Let™ - F1960

Wall Termination Fitting

615W216

Item Number	Item Description	Pkg Type	Min Qty	Case Qty
	LEADED			
615W216	1/2" FIP × 1/2" F1960	B	25	25

630WG248

F1960 Stub Out Elbow

Item Number	Item Description	Pkg Type	Min Qty	Case Qty
630WG2138	1/2" F1960, 13" × 8"	B	50	50
630WG2412	1/2" F1960, 4" × 12"	B	50	50
630WG248	1/2" F1960, 4" × 8"	B	50	50
630WG248PK1	1/2" F1960, 4" × 8", 10/Box	BI	10	10
630WG348	3/4" F1960, 5" × 8"	B	25	25
630WG4612	1" F1960, 6" × 12"	B	25	25



630WG248E

F1960 Stub Out Elbow

Square O Strap

Item Number	Item Description	Pkg Type	Min Qty	Case Qty
630WG248E	1/2" F1960, 4" × 8" w/ Strap	B	25	25
630WG248EPK1	1/2" F1960, 4" × 8" w/Strap, 10/Box	BI	10	10
630WG348E	3/4" F1960, 5" × 8" w/ Strap	B	25	25
630WG4612E	1" F1960, 6" × 12" w/ Strap	B	10	10

630WGD288E

F1960 Stub Out Elbow

Double Stub Out

Related Products
3-Valve Kitchen Supply Box p 179

Item Number	Item Description	Pkg Type	Min Qty	Case Qty
630WGD288E	1/2" F1960, 8" × 8" × 8" w/ Strap	B	25	25

638WG212E

F1960 Bullet™

- Not to be used as permanent air chambers

Item Number	Item Description	Pkg Type	Min Qty	Case Qty
	STANDARD			
638WG208	1/2" F1960, 8"	B	50	50
638WG215	1/2" F1960, 15"	B	50	50
	SPUN CLOSED WITH STRAP			
638WG212E	1/2" F1960,12" Long, 8" Stub Out	B	50	50

F1960 Tub/Shower Pressure Connector

· Do NOT use thread sealant on FIP swivel threads

Item Number	Item Description	Pkg Type	Min Qty	Case Qty
632W273X	1/2" F1960 × 1/2" MIP Swivel, 7" × 3"	B	50	50
632WG263	1/2" F1960 × 1/2" MSWT, 6" × 2-1/4"	B	50	50
632WG263Y	1/2" F1960 × 1/2" FIP Swivel, 6" × 3"	B	50	50

632W273X

F1960 Water Heater Connector

FIP Swivel Elbow

· Do NOT use thread sealant on FIP swivel threads

Item Number	Item Description	Pkg Type	Min Qty	Case Qty
	STANDARD			
631WG02	3/4" F1960 × 3/4" FIP Swivel	B	25	25
	VALVED, FULL PORT			
631WG02FP	3/4" F1960 × 3/4" FIP Swivel	B	12	12

631WG02

631WG02FP

F1960 Water Heater Connector

FIP Swivel Straight

· Do NOT use thread sealant on FIP swivel threads

Item Number	Item Description	Pkg Type	Min Qty	Case Qty
	STANDARD			
633WG18	3/4" F1960 × 3/4" FIP Swivel, 18"	B	25	25
633WG18PK1	3/4" PEX F1960 × 3/4" FIP Swivel, 18", 10/Box	BI	10	10
	VALVED, FULL PORT			
633WG18FP	3/4" F1960 × 3/4" FIP Swivel, 18"	B	10	10
633WG18FPT	3/4" F1960 × 3/4" FIP Swivel, w/ 3/4" FIP Branch, 18"	B	10	10
633WG306FP	3/4" PEX F1960 × 3/4" FIP Swivel, 6"	B	10	10
	THERMAL EXPANSION VALVE, FULL PORT			
633WG18FRV	3/4" F1960 × 3/4" FIP Swivel, w/ Pressure Relief 3/8" Comp., 18"	B	10	10
633WG18HRV	3/4" F1960 × 3/4" FIP Swivel, w/ Pressure Relief 3/8" Hose Barb, 18"	B	10	10
633WG18WRV	3/4" F1960 × 3/4" FIP Swivel, w/ Pressure Relief 1/2" F1960, 18"	B	10	10
	ADJUSTABLE REPLACEMENT RELIEF PORT			
648-ARW	1/8" MIP × 1/2" F1960, 80-125 PSI	BI	6	6

633WG18

634WG418

634WG418FP

F1960 Water Heater Connector

Flexible Copper FIP Swivel

- Do not twist or kink flexible connector
- Do NOT use thread sealant on FIP swivel threads

Item Number	Item Description	Pkg Type	Min Qty	Case Qty
	STANDARD			
634WG418	3/4" F1960 × 3/4" FIP Swivel, 18"	B	25	25
	VALVED, FULL PORT			
634WG418FP	3/4" F1960 × 3/4" FIP Swivel, 18"	B	25	25

648WG2FPPK1

648WG5FP

648-3SW

648WG3WRV

F1960 Brass Ball Valve

Item Number	Item Description	Pkg Type	Min Qty	Case Qty
	STANDARD			
648WG2FPPK1	1/2" F1960	BI	10	100
648WG3FPPK1	3/4" F1960	BI	10	100
648WG4FPPK1	1" F1960	BI	12	60
	FULL PORT			
648WG5FP	1-1/4" F1960	B	5	5
648WG6FP	1-1/2" F1960	B	1	1
648WG7FP	2" F1960	B	1	1
	FULL PORT WITH DRAIN			
648WG2FPD	1/2" F1960	B	10	10
648WG3FPD	3/4" F1960	B	6	6
	FULL PORT FIPS X F1960			
648-3SW	3/4" FIPS x 3/4" F1960	BI	5	5
	THERMAL EXPANSION VALVE - 125 PSI			
648WG3WRV	3/4" F1960 × 3/4" F1960, 1/2" F1960 Port	BI	6	6

F1960 Brass Ball Valve

Female Sweat

648WG-3

Item Number	Item Description	Pkg Type	Min Qty	Case Qty
	FULL PORT			
648WG-2	1/2" F1960 × 1/2" FSWT	BI	6	108
648WG-3	3/4" F1960 × 3/4" FSWT	BI	6	72
648WG-4	1" F1960 × 1" FSWT	BI	6	36

F1960 Sillcock

117W2

Item Number	Item Description	Pkg Type	Min Qty	Case Qty
	LEADED			
117W2	1/2" F1960	BI	10	100

F1960 Frost-Proof Anti-Siphon Sillcock

118W208

Related Products
Frost-Proof Sillcock Replacement Parts p 120

Item Number	Item Description	Pkg Type	Min Qty	Case Qty
	MULTI-TURN - LEADED			
118W204	1/2" F1960 × 3/4" MHT, 4"	BI	1	40
118W206	1/2" F1960 × 3/4" MHT, 6"	BI	1	40
118W208	1/2" F1960 × 3/4" MHT, 8"	BI	1	40
118W210	1/2" F1960 × 3/4" MHT, 10"	BI	1	40
118W212	1/2" F1960 × 3/4" MHT, 12"	BI	1	40

689WG2201

F1960 Stub Out Kit

1/2" Water Closet Stub Out With Bracket

· For individual product details, see product pages

Item Number	Item Description	Pkg Type	Min Qty	Case Qty
	16" STUD BAYS			
689WG2201	(1) 525-1612, (1) 630WG248	BI	12	12
	24" STUD BAYS			
689WG2211	(1) 525-2412, (1) 630WG248	BI	12	12

689WG3202

F1960 Stub Out Kit

1/2" Lav/Sink Stub Outs With Bracket

· For individual product details, see product pages

Item Number	Item Description	Pkg Type	Min Qty	Case Qty
	16" STUD BAYS			
689WG3202	(1) 525-1622, (2) 630WG248	BI	12	12
	24" STUD BAYS			
689WG3212	(1) 525-2422, (2) 630WG248	BI	12	12

689WG211

F1960 Stub Out Kit

StopOut™

Item Number	Item Description	Pkg Type	Min Qty	Case Qty
689WG11	1/2" 1960 x (1) 3/8" Comp.	B	10	10
689WG201	1/2" F1960 x (1) 1/4" Comp. (1) 3/8" Comp.	B	10	10
689WG211	1/2" F1960 x (2) 3/8" Comp.	B	10	10

689WG2291

F1960 Stub Out Kit

1/2" Shower Riser Elbow With Bracket

· For individual product details, see product pages

Related Products
Shower WallNut™ p 630

Item Number	Item Description	Pkg Type	Min Qty	Case Qty
689WG2291	(1) 525-16WLB, (1) 630WG248	BI	12	12

F1960 Stub Out Kit

3/4" Water Heater Stub Outs With Bracket

- For individual product details, see product pages

Item Number	Item Description	Pkg Type	Min Qty	Case Qty
689WG5103	(1) 525-1623, (2) 630WG348	BI	12	12

689WG5103

F1960 Water Heater Connector Kit

- Do NOT use thread sealant on FIP swivel threads
- For individual product details, see product pages

Item Number	Item Description	Pkg Type	Min Qty	Case Qty
694WG71022091	(1)631WG02FP, (1)633-G3TM15, (1)633WG18	BI	10	10

694WG71022091

1/2" F1960 Branch, Manifold

3/4" F1960 × Spun Closed Trunk

- Branches are 1-1/2" on-center
- Do not recirculate back through any manifold branch. Do not modify manifold. Doing so will void warranty

Item Number	Item Description	Pkg Type	Min Qty	Case Qty
672WG0490	1/2" F1960, 4 Port	BI	10	10
672WG0690	1/2" F1960, 6 Port	BI	10	10
672WG0890	1/2" F1960, 8 Port	BI	10	10

1/2" F1960 Branch, Manifold

3/4" F1960 x 3/4" F1960 Trunk

- Branches are 1-1/2" on-center
- Do not recirculate back through any manifold branch. Do not modify manifold. Doing so will void warranty

Item Number	Item Description	Pkg Type	Min Qty	Case Qty
672WG0499	1/2" F1960, 4 Port	BI	10	10
672WG0699	1/2" F1960, 6 Port	BI	10	10
672WG0899	1/2" F1960, 8 Port	BI	10	10

1/2" F1960 Branch, Manifold

3/4" MSWT x Spun Closed Trunk

- Do not recirculate back through any manifold branch. Do not modify manifold. Doing so will void warranty
- Non-valved branches are 1-1/2" on-center. Valved branches are 2" on-center

Item Number	Item Description	Pkg Type	Min Qty	Case Qty
	STANDARD			
672WG0430	1/2 F1960, 4 Port	BI	1	10
672WG0630	1/2 F1960, 6 Port	BI	1	10
672WG0830	1/2 F1960, 8 Port	BI	1	10
	BALL VALVE BRANCHES			
672WV0230	1/2" F1960, 2 Port	BI	1	10
672WV0330	1/2" F1960, 3 Port	BI	1	10
672WV0430	1/2" F1960, 4 Port	BI	1	10
672WV0630	1/2" F1960, 6 Port	BI	1	10
672WV0830	1/2" F1960, 8 Port	BI	1	10
672WV1030	1/2" F1960, 10 Port	BI	1	10
672WV1230	1/2" F1960, 12 Port	BI	1	4

1/2" F1960 Branch, Manifold

1" MSWT x Spun Closed Trunk

- Branches are 1-1/2" on-center
- Do not recirculate back through any manifold branch. Do not modify manifold. Doing so will void warranty

Item Number	Item Description	Pkg Type	Min Qty	Case Qty
672WG0240	1/2" F1960, 2 Port	BI	1	10
672WG0340	1/2" F1960, 3 Port	BI	1	10
672WG0440	1/2" F1960, 4 Port	BI	1	10
672WG0640	1/2" F1960, 6 Port	BI	1	10
672WG0840	1/2" F1960, 8 Port	BI	1	10
672WG1040	1/2" F1960, 10 Port	BI	1	10
672WG1240	1/2" F1960, 12 Port	BI	1	10

1/2" F1960 Branch, Manifold

1" CPVC x Spun Closed Trunk

- Branches are 1-1/2" on-center
- Do not recirculate back through any manifold branch. Do not modify manifold. Doing so will void warranty

Item Number	Item Description	Pkg Type	Min Qty	Case Qty
672WG03C0	1/2" F1960, 3 Port	BI	10	10
672WG04C0	1/2" F1960, 4 Port	BI	10	10
672WG06C0	1/2" F1960, 6 Port	BI	10	10
672WG08C0	1/2" F1960, 8 Port	BI	10	10

1/2" F1960 Branch, Manifold

1" MSWT × 1" MSWT Trunk

Item Number	Item Description	Pkg Type	Min Qty	Case Qty
	BALL VALVE BRANCHES			
672WV0444	1/2" F1960, 4 Port	BI	1	10
672WV0644	1/2" F1960, 6 Port	BI	1	10
672WV0844	1/2" F1960, 8 Port	BI	1	10
672WV1044	1/2" F1960 10 Port	BI	1	10

672WGT0390

1/2" F1960 Branch, Multi-Port Tee

3/4" F1960 PEX x Closed Trunk

Item Number	Item Description	Pkg Type	Min Qty	Case Qty
	NL/DZR BRASS			
672WGT0390	1/2" F1960, 3 Port, 1/Bag	BI	10	100
672WGT0490	1/2" F1960, 4 Port, 1/Bag	BI	10	100

672WGT0499

1/2" F1960 Branch, Multi-Port Tee

3/4" F1960 PEX x 3/4" F1960 PEX Trunk

Item Number	Item Description	Pkg Type	Min Qty	Case Qty
	NL/DZR BRASS			
672WGT0399	1/2" F1960, 3 Port, 1/Bag	BI	10	100
672WGT0499	1/2" F1960, 4 Port, 1/Bag	BI	10	100

F1960 Expansion Ring

- For use with PEX SDR9 tube only

649W2

Related Products
F1960 Expansion Tools p 75

Item Number	Item Description	Pkg Type	Min Qty	Case Qty
649WP2	1/2" F1960, PEX-A	B	50	1000
649WP3	3/4" F1960, PEX-A	B	50	500
649WP4	1" F1960, PEX-A	B	25	250
649WP5	1-1/4" F1960, PEX-A	B	10	10
649WP6	1-1/2" F1960, PEX-A	B	10	10
649WP7	2" F1960, PEX-A	B	10	10

F1960 Poly Elbow

642WP3

Item Number	Item Description	Pkg Type	Min Qty	Case Qty
642WP2	1/2" × 1/2"	B	25	625
642WP3	3/4" × 3/4"	B	25	375
642WP32	1/2" × 3/4"	B	25	375
642WP4	1" × 1"	B	10	160
642WP5	1-1/4" X 1-1/4"	BI	1	5
642WP6	1-1/2" X 1-1/2"	BI	1	5
642WP7	2" X 2"	BI	1	5

F1960 Poly Tee

641WP222

Item Number	Item Description	Pkg Type	Min Qty	Case Qty
	STANDARD TEE			
641WP222	1/2" × 1/2" × 1/2"	B	25	500
641WP333	3/4" × 3/4" × 3/4"	B	25	200
641WP444	1" × 1" × 1"	B	10	100
641WP555	1-1/4" × 1-1/4" × 1-1/4"	BI	1	5
641WP666	1-1/2" × 1-1/2" × 1-1/2"	BI	1	5
641WP777	2" × 2" × 2"	BI	1	5
	REDUCING TEE			
641WP322	3/4" × 1/2" × 1/2"	B	25	300
641WP323	3/4" × 1/2" × 3/4"	B	25	250
641WP332	3/4" × 3/4" × 1/2"	B	25	250
641WP433	1" × 3/4" × 3/4"	B	10	140
641WP434	1" × 3/4" × 1"	B	10	120
641WP442	1" × 1" × 1/2"	B	10	150
641WP443	1" × 1" × 3/4"	B	10	120
641WP535	1-1/4" × 3/4" × 1-1/4"	BI	1	5
641WP543	1-1/4" × 1" × 3/4"	BI	1	5
641WP544	1-1/4" × 1" × 1"	BI	1	5
641WP545	1-1/4" × 1" × 1-1/4"	BI	1	5
641WP552	1-1/4" × 1-1/4" × 1/2"	BI	1	5
641WP553	1-1/4" × 1-1/4" × 3/4"	BI	1	5

F1960 Poly Tee (Cont)

641WP332

641WP223

Item Number	Item Description	Pkg Type	Min Qty	Case Qty
	REDUCING TEE			
641WP554	1-1/4" × 1-1/4" × 1"	BI	1	5
641WP636	1-1/2" × 3/4" × 1-1/2"	BI	1	5
641WP646	1-1/2" × 1" × 1-1/2"	BI	1	5
641WP654	1-1/2" × 1-1/4" × 1"	BI	1	5
641WP655	1-1/2" × 1-1/4" × 1-1/4"	BI	1	5
641WP656	1-1/2" × 1-1/4" × 1-1/2"	BI	1	5
641WP663	1-1/2" × 1-1/2" × 3/4"	BI	1	5
641WP664	1-1/2" × 1-1/2" × 1"	BI	1	5
641WP665	1-1/2" × 1-1/2" × 1-1/4"	BI	1	5
641WP747	2" × 1" × 2"	BI	1	5
641WP757	2" × 1-1/4" × 2"	BI	1	5
641WP764	2" × 1-1/2" × 1"	BI	1	5
641WP773	2" × 2" × 3/4"	BI	1	5
641WP774	2" × 2" × 1"	BI	1	5
641WP775	2" × 2" × 1-1/4"	BI	1	5
641WP776	2" × 2" × 1-1/2"	BI	1	5
	BULLHEAD TEE			
641WP223	1/2" × 1/2" × 3/4"	B	25	300
641WP334	3/4" × 3/4" × 1"	B	10	140

F1960 Poly Coupling

645WP2

645WP32

Item Number	Item Description	Pkg Type	Min Qty	Case Qty
645WP2	1/2" × 1/2"	B	25	1000
645WP3	3/4" × 3/4"	B	25	500
645WP32	3/4" × 1/2"	B	25	500
645WP4	1" × 1"	B	10	200
645WP42	1" × 1/2"	B	25	250
645WP43	1" × 3/4"	B	25	250
645WP5	1-1/4" X 1-1/4"	BI	1	5
645WP53	1-1/4" X 3/4"	BI	1	5
645WP54	1-1/4" × 1"	BI	1	5
645WP6	1-1/2" X 1-1/2"	BI	1	5
645WP65	1-1/2" X 1-1/4"	BI	1	5
645WP7	2" X 2"	BI	1	5
645WP76	2" X 1-1/2"	BI	1	5

F1960 Poly Plug

640WP02

Item Number	Item Description	Pkg Type	Min Qty	Case Qty
640WP02	1/2" F1960	B	25	1000
640WP03	3/4" F1960	B	25	750
640WP04	1" F1960	B	10	360
640WP5	1-1/4" F1960	BI	1	5
640WP6	1-1/2" F1960	BI	1	5
640WP7	2" F1960	BI	1	5

F1960 Poly Straight Adapter

MIP

Item Number	Item Description	Pkg Type	Min Qty	Case Qty
646WP2	1/2" F1960 × 1/2" MIP	B	25	800
646WP3	3/4" F1960 × 3/4" MIP	B	25	500
646WP32	1/2" F1960 x 3/4" MIP	B	10	400
646WP3PK2	3/4" F1960 × 3/4" MIP, 2/Bag	BI	10	10
646WP4	1" F1960 × 1" MIP	B	10	200

646WP3

F1960 Poly Elbow Adapter

MIP

Item Number	Item Description	Pkg Type	Min Qty	Case Qty
632WP222M	1/2" F1960 × 1/2" MIP	B	25	375

632WP222M

F1960 Poly Faucet Adapter

Item Number	Item Description	Pkg Type	Min Qty	Case Qty
	1/2" FIP SWIVEL - STRAIGHT			
637WP20	1/2" F1960	B	25	500
	1/2" FIP SWIVEL - ELBOW			
637WP25	1/2" F1960	B	25	375

637WP20

637WP25

672WP0390

1/2" F1960 Branch, Poly Manifold

3/4" F1960 x Closed Trunk

Item Number	Item Description	Pkg Type	Min Qty	Case Qty
672WP0390	1/2" F1960, 3 Port	BI	10	140
672WP0490	1/2" F1960, 4 Port	BI	10	100
672WP0690	1/2" F1960, 6 Port	BI	10	60

672WP0699

1/2" F1960 Branch, Poly Manifold

3/4" F1960 x 3/4" F1960 Trunk

Item Number	Item Description	Pkg Type	Min Qty	Case Qty
672WP0299	1/2" F1960, 2 Port	BI	10	140
672WP0399	1/2" F1960, 3 Port	BI	10	140
672WP0499	1/2" F1960, 4 Port	BI	10	100
672WP0699	1/2" F1960, 6 Port	BI	10	60

672WP0670

1/2" F1960 Branch, Poly Manifold

1" F1960 x Closed Trunk

Item Number	Item Description	Pkg Type	Min Qty	Case Qty
672WP0470	1/2" F1960, 4 Port	BI	10	100
672WP0670	1/2" F1960, 6 Port	BI	10	60

672WP0677

1/2" F1960 Branch, Poly Manifold

1" F1960 x 1" F1960 Trunk

Item Number	Item Description	Pkg Type	Min Qty	Case Qty
672WP0477	1/2" F1960, 4 Port	BI	10	100
672WP0677	1/2" F1960, 6 Port	BI	10	60

672WPT0699

1/2" F1960 Branch, Poly Multi-Port Tee

3/4" F1960 x 3/4"' F1960 Trunk

Item Number	Item Description	Pkg Type	Min Qty	Case Qty
672WPT0399	1/2" F1960, 3 Port	BI	10	10
672WPT0499	1/2" F1960, 4 Port	BI	10	10
672WPT0699	1/2" F1960, 6 Port	BI	10	10

F1960 Tools

· To insure a proper joint, Sioux Chief suggests the use of a power rotating tool

Item Number	Item Description	Pkg Type	Min Qty	Case Qty
	EXPANSION TOOL			
305-W23KIT	F1960 Standard Tool Kit w/ 1/2" & 3/4" Heads	BI	1	5
305-WT	F1960 Pipe Expander Tool Only	BI	1	10
	EXPANDER HEADS			
305-W2H	1/2"	BI	1	20
305-W3H	3/4"	BI	1	20
305-W4H	1"	BI	1	20

305-W23KIT

305-W2H

Notes:

PowerPEX® Systems for ASTM F3347

ASTM F3347 - Preformed Copper

ASTM F3347 - Valves

ASTM F3347 - Kits

All Sioux Chief PowerPEX® ASTM F3347 PEX fittings are manufactured to the ASTM F3347 standard.

Note: A properly calibrated, press sleeve tool MUST be used to connect PEX tubing to an ASTM F3347 PEX fitting. Be sure tubing is cut squarely, tube is inserted into sleeve completely and fitting is inserted fully into tube.



645VGC4 **Page 79**	**630VG248** **Page 79**	 **630VG248E** **Page 79**	**638VG208E4** **Page 79**	**632VG273** **Page 79**
633VG18 **Page 80**	**633VG18FP** **Page 80**	**648VG3FP** **Page 80**	**689VG3202** **Page**	

Male Sweat Fittings

PRESS-FIT COMPATIBLE

All Sioux Chief male sweat, preformed copper fittings are compatible with press-fit systems and all push fit systems. Do not use push fittings with nickel-plated stub outs.

Lead-Free Compliant

LEAD FREE COMPLIANT

Products made from 'Copper' or 'NL/DZR' material comply with NSF-61 & 372 and with the California No Lead Plumbing Law.

F3347 Straight Adapter

CPVC, CTS

Item Number	Item Description	Pkg Type	Min Qty	Case Qty
	NL/DZR CPVC CUP			
645VGC2	1/2" F3347 PEX Press × 1/2" CPVC	B	50	50
645VGC3	3/4" F3347 PEX Press × 3/4" CPVC	B	50	50
645VGC4	1" F3347 PEX Press × 1" CPVC	B	20	20

645VGC4

F3347 Stub Out Elbow

Item Number	Item Description	Pkg Type	Min Qty	Case Qty
630VG248	1/2" F3347 PEX Press, 3-1/2" × 8"	B	25	25

630VG248

F3347 Stub Out Elbow

Square O Strap

Item Number	Item Description	Pkg Type	Min Qty	Case Qty
630VG248E	1/2" F3347 PEX Press, 3-1/2" × 8", w/ Strap	B	25	25



630VG248E

F3347 Bullet™

Spun Closed w/ Square O Strap

- Not to be used as permanent air chambers

Item Number	Item Description	Pkg Type	Min Qty	Case Qty
638VG208E4	1/2" F3347 PEX Press, 8" Long, 4" Stub Out	B	25	25
638VG218E4	1/2" F3347 PEX Press, 18" Long, 14" Stub Out	B	25	25

638VG208E4

F3347 Tub/Shower Pressure Connector

Item Number	Item Description	Pkg Type	Min Qty	Case Qty
632VG273	1/2" F3347 PEX Press × 1/2" MSWT, 7" × 3"	B	50	50

632VG273

633VG18

633VG18FP

F3347 Water Heater Connector

FIP Swivel Straight

- Do NOT use thread sealant on FIP swivel threads

Item Number	Item Description	Pkg Type	Min Qty	Case Qty
	STANDARD			
633VG18	3/4" F3347 PEX Press × 3/4" FIP Swivel, 18"	B	10	10
	VALVED, FULL PORT			
633VG18FP	3/4" F3347 PEX Press × 3/4" FIP Swivel, Full Port	B	10	10

648VG3FP

F3347 Brass Ball Valve

Item Number	Item Description	Pkg Type	Min Qty	Case Qty
	FULL PORT			
648VG2FP	1/2" F3347 PEX Press	B	10	10
648VG3FP	3/4" F3347 PEX Press	B	10	10
648VG4FP	1" F3347 PEX Press	B	10	10

F3347 Stub Out Kit

1/2" Lav/Sink Stub Outs With Bracket

· For individual product details, see product pages

689VG3212

Item Number	Item Description	Pkg Type	Min Qty	Case Qty
	24" STUD BAY			
689VG3212	(1) 525-2422, (2) 630VG248	BI	12	12

Notes:

PowerPEX® Tools

ASTM F1807/F2159 Tools

ASTM F1960 Tools

PEX Coil Unwinder



ASTM F1807/F2159 Tools

Crimp Tools

305-7095

305-7120

Item Number	Item Description	Pkg Type	Min Qty	Case Qty
	STANDARD			
305-7023	1/2"- 3/4", Straight Handle	BI	1	10
305-7040	1", Straight Handle	BI	1	10
305-7050	1-1/4", Straight Handle	BI	1	10
305-7095	5-N-1 Combo Kit w/ Case (3/8"- 1/2"- 5/8"- 3/4"- 1") Straight Handle	BI	1	5
	COMPACT			
305-7110	3/8" w/ Case	BI	1	8
305-7120	1/2" w/ Case	BI	1	8
305-7123	1/2"- 3/4" w/ Case	BI	1	8
305-7130	3/4" w/ Case	BI	1	8
305-7141	1" w/ Case	BI	1	5
	GO/NO-GO CRIMP GAUGE			
305-995	3/8", 1/2", 5/8", 3/4", 1", 1/Bag	BI	1	200

ASTM F1807/F2159 Tools

Crimp Ring Removal Tools

305-999

- Use only on Brass or Stainless Steel fittings

Item Number	Item Description	Pkg Type	Min Qty	Case Qty
305-999	3/8" - 1"	BI	1	40

ASTM F1807/F2159 Tools

V-Sleeve™ Compression Tools

305-82TX

305-92TX

305-85TX

- Exclusively for installing Sioux Chief 's V-Sleeve ™ stainless steel PEX compression system

Item Number	Item Description	Pkg Type	Min Qty	Case Qty
	STANDARD COMPRESSION TOOL			
305-804	1" Straight Handle	BI	1	10
	RATCHETING COMPRESSION TOOL			
305-802R	1/2" Ratcheting Straight Handle	B	1	20
305-803R	3/4" Ratcheting Straight Handle	B	1	20
305-804R	1" Ratcheting Straight Handle	B	1	10
	COMPACT COMPRESSION TOOL			
305-92TX	1/2"	BI	1	10
	GO/NO-GO COMPRESSION GAUGE			
305-85TX	1/2", 3/4", & 1"	BI	1	12

ASTM F1807/F2159 Tools

Cinch Tools

305-649

Item Number	Item Description	Pkg Type	Min Qty	Case Qty
305-649	3/8" -1"	BI	1	10

ASTM F1960 Tools

Manual Expansion Tools

305-W2H

· To insure a proper joint, Sioux Chief suggests the use of a power rotating tool

Item Number	Item Description	Pkg Type	Min Qty	Case Qty
	EXPANSION TOOLS			
305-W23KIT	F1960 Standard Tool Kit w/ 1/2" & 3/4" Heads	BI	1	5
305-WT	F1960 Pipe Expander Tool Only	BI	1	10
	EXPANSION HEADS			
305-W2H	1/2"	BI	1	20
305-W3H	3/4"	BI	1	20
305-W4H	1"	BI	1	20

ASTM F1960 Tools

Power Expansion Heads

305-W3PTEH

Item Number	Item Description	Pkg Type	Min Qty	Case Qty
	EXPANSION HEADS			
305-W2PTEH	1/2"	BI	10	60
305-W3PTEH	3/4"	BI	10	60
305-W4PTEH	1"	BI	10	60

PowerPex® Coil Unwinder

305-X665

Item Number	Item Description	Pkg Type	Min Qty	Case Qty
305-X665	PEX Tube Coil Unwinder	BI	1	1

Certifications & Listings

PowerPEX – Tested, Listed, and Trusted

Sioux Chief PowerPEX tubing and various PEX fitting systems have been certified and listed to the below. The following third party testing and listing agencies assure product is made to national standards and adhere to certain requirements set forth by those standards.

The installation instructions (section 3) should be referenced for each system type. Sioux Chief offers PowerPEX tubing and various PEX fitting systems that conform to one or more of the following referenced PEX Standards:

Standards

CSA B137.5
Thermoplastic pressure piping compendium

ANSI / NSF 14
Plastics Piping System Components and Related Materials

ANSI / NSF 61
Drinking Water System Components - Health Effects.

ASTM F876
Standard Specification for Crosslinked Polyethylene (PEX) Tubing

ASTM F877
Standard Specification for Crosslinked Polyethylene (PEX) Hot- and Cold-Water Distribution Systems

UL
Cross-linked Polyethylene Sprinkler Pipe and Fittings

ULC
Cross-linked Polyethylene Sprinkler Pipe and Fittings for Canada

ASTM E84 & CAN/ULC S102
Standard Test Method for Surface Burning Characteristics of Building Materials

ASTM E119 & CAN/ULC S101
Standard Test Methods for Fire Tests of Building Construction and Materials

ASTM F2023
American Society for Testing and Materials Standard Test Method for Evaluating the Oxidative Resistance of Cross-linked Polyethylene (PEX) Tubing and Systems to Hot Chlorinated Water

ANSI/AWWA C904
American Water Works Association Standard for Cross-Linked Polyethylene (PEX) Pressure Tubing, ½ In. (13 mm) Through 3 In. (76 mm), for Water Service

Note: Individual fitting standards (ASTM F1807, F2159, F2080, F1960, F3347, F3348, F877, ASSE 1061) are used in conjunction with PowerPEX tubing (either Type-A or Type-B) and should be referenced for specifics on fitting dimensions and materials per each standard.

Listing Agencies

IAPMO (UPC)
Sioux Chief File Number: 8214, N-8215
Cross-linked Polyethylene (PEX)

UL / ULC
Docs. (VIXR.EX15656) / (VIXR7.EX15656)
Fire Suppression

NSF
Cross-linked Polyethylene (PEX)

INTERTEK
Sioux Chief Design Numbers: SCMC/DWP 120-01, SCMC/DWP 60-01, SCMC/DWP 60-02
Cross-linked Polyethylene (PEX)

Sioux Chief

Order Form

DATE	
PAGE	OF

INSTRUCTIONS

1. Fill in all Bill to and Ship to information.
2. Complete one line for each item ordered and fully extend for item total. Add all lines for order total.
3. Fax or mail page(s) to factory, representative or wholesaler.

BILL TO

new address ☐

Qualified wholesale distributors only

Purchase order no.			
Contact name			
Company			
Street address			
City			
State		Zip	
Phone		Fax	
Special instructions			

SHIP TO

new address ☐

Leave blank if same as "bill to"

Purchase order no.			
Contact name			
Company			
Street address			
City			
State		Zip	
Phone		Fax	
Special instructions			

ORDER

	Item No.	Description	Qty.	List Price Each	List Price Total	Mult.	Net Price Total
1							
2							
3							
4							
5							
6							
7							
8							
9							
10							
11							
12							
13							
14							
15							
Signature / Date			Order Totals				

www.siouxchief.com

14940 Thunderbird Road
Kansas City, MO 64147
P 1.800.821.3944
F 1.800.758.5950

Sioux Chief

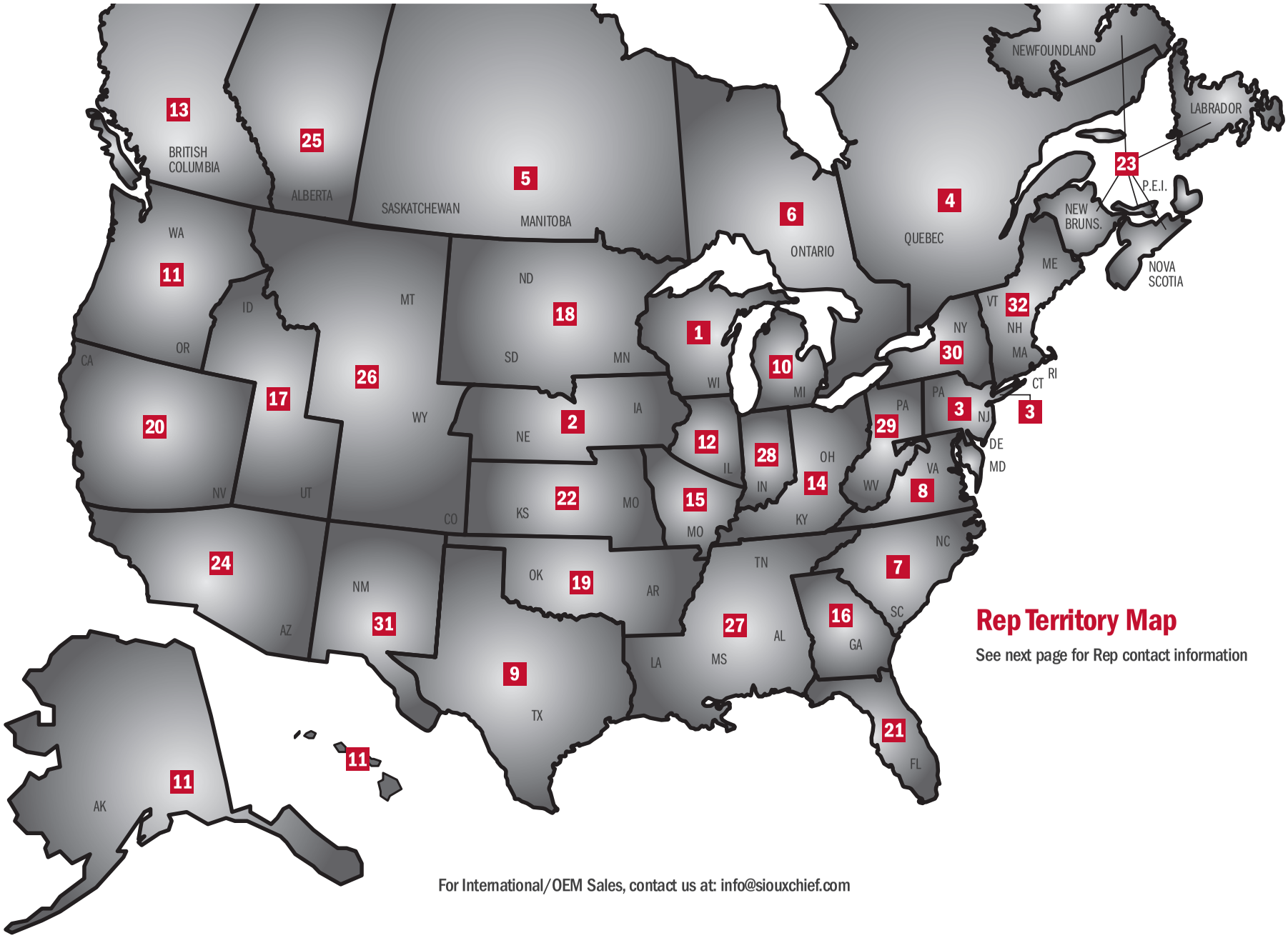

Rep Territory Map

See next page for Rep contact information

For International/OEM Sales, contact us at: info@siouxchief.com

	Company	Territory	Phone	Website
1	Badgerland Trading Company	WI	(262) 827-3177	badgerlandtrading.com
2	Bulls-I Sales	IA, NE	(913) 649-8391	bullsisales.com
3	Burns Cope Associates	Northern DE, NJ, Eastern PA, New York Metro Area	(610) 485-2828	burnscope.com
4	Can-Aqua International	Quebec	(450) 625-3088	can-aqua.ca
5	Can-Aqua International	Saskatchewan Manitoba	(306) 501-4295 (204) 292-9749	can-aqua.ca
6	Cardinal Sales	Ontario	(905) 569-1419	cardinalsales.ca
7	Carolina Sales Associates	NC, SC	(803) 831-7227	csareps.com
8	Cathell, Naylor & Associates	Southern DE, DC, MD, VA, WV	(571) 313-1390	cathell.com
9	Corbett, Wingard & Ray	TX	(817) 335-4802	www.cwrrepstexas.com
10	Exceptional Product Sales	MI	(586) 286-3240	eps.michigan@sbcglobal.net
11	Gordon & Associates	AK, WA, OR, HI	(360) 566-1470	gordonandassoc.com
12	Hart, Travers & Associates	IL	(800) 535-8525	htareps.com
13	Hy-Line Sales	British Columbia	(778) 657-6431	hylinesales.com
14	Lowder Sales	OH, KY	(800) 221-5650	lsireps.com
15	M R & Associates	Eastern MO & Southern IL	(314) 962-8960	mrassocinc.com
16	CSA Georgia Sales	GA	(470) 330-5757	csa-georgia.com
17	Mountain West Marketing	UT, ID	(801) 782-0100	mtnwm.com
18	Northland Reps	ND, SD, MN	(952) 854-3905	northlandreps.com
19	NSC Marketing	OK, AR	(405) 602-2800	nscok.com
20	Paramount Sales	Northern CA, NV	(925) 373-0817	paramountsales.biz
21	RSL Sales Associates	FL	(800) 538-4792	rslsales.com
22	SFE Enterprises	KS, MO	(816) 322-2206	sfeenterprises.com
23	Shoreline Mechanical Sales	Atlantic Canada	(902) 455-2939	shorelinemechanical.ca
24	Signature Sales	Southern CA, AZ, Las Vegas, NV	(951) 549-1000	signaturesalesinc.com
25	Spectrum Sales	Alberta	(403) 255-8332	spectrumsales.ca
26	T M Sales	MT, WY, CO, Western NE	(303) 375-1515	tmsalesinc.com
27	Tim Morales & Associates	LA, AL, MS, TN, FL panhandle	(251) 602-8333	timmorales.com
28	TOP Marketing	Indiana	(317) 575-9267	topmktg.com
29	Triumph Sales	Western PA, WV	(412) 781-0950	triumphsalesinc.com
30	Twin "D" Associates	NY	(800) 522-3523	twindassociates.com
31	W W Sales Company	NM, El Paso, TX	(505) 878-0636	wwsalesco.com
32	Walter F Morris Company	New England	(800) 888-1922	morrismerchants.com

Sioux Chief Manufacturing

Limited Lifetime Warranty

Warranty

Sioux Chief Mfg. Co., Inc. ("Seller" or "the Seller") warrants its products to be free from defects in material and workmanship under normal usage for the lifetime of the plumbing system in which they were originally incorporated. In the event of such defects within the warranty period, the Company will, at its option, replace or recondition the product without charge. This remedy shall be effective only if the product was installed in accordance with supplied instructions, common installation or use practices and existing building and plumbing codes and legal requirements; has not been subjected to misuse or abuse; was at all times used in a manner consistent with its intended use; was at all times used in installations and environments acceptable to its material and design specifications; or any express conditions or requirements laid out in company installation instructions, manuals, tech bulletins, special labeling, precautions, as well as other instructional documents and product limitations of use; was never modified, altered or repaired by anyone other than the Seller; was properly subjected to and passed common testing methods (including pressure testing for potable water and drainage systems) immediately after the product's installation and before the product is put into service, was not damaged by freezing temperatures or excessive heats outside normal working or any express working range of the product; was not subjected to or exposed to direct or indirect chemical exposures; was not subjected to corrosion from atmospheric or environmental degradation (including UV exposure, brackish water, acidic water (pH <6.5), alkaline water (pH >8), contaminated soils, etc.), and was protected from natural causes; was never subjected to improper protection during installation and was handled with all precautions expressly written within company limitation documents or known to the industry; was not subjected to water pressures and flow conditions outside the working limits of the product; was not subject to adverse or aggressive water conditions (during testing, through stagnation or within service life (where service-life is defined by this warranty)) and where any express water condition included within company documents is avoided; and all handling was performed in a manner consistent and known to the industry or taught through company documents, labels, websites, manuals, etc. In addition, Seller shall not be responsible for any incidental, special or consequential damages, including without limitation, lost profits or the cost of repairing or replacing other property which is damaged, other costs resulting from labor charges, delays, vandalism, negligence, fouling caused by foreign material, chemical or any other circumstances over which the Seller has no control. This warranty excludes all costs arising from routine maintenance, including the replacement of any parts required by such maintenance and the replacement of parts required by normal wear and tear. The Seller also reserves the right to modify, alter or improve its product, or parts thereof, at any time without incurring an obligation to notify or modify, alter, improve or replace any product, or parts thereof, previously sold. If, on any occasion, Seller waives any term or condition, this waiver is not to be construed as a continuing waiver. For the purposes of this warranty, the lifetime of the original plumbing system is defined as the lesser of 25 years or the time before the plumbing system was replaced or materially changed; all products with automatically or manually moving parts are excluded from the limited lifetime warranty and carry a 3-year limited warranty, subject to the remaining terms, conditions and limitations of the warranty. Some States do not allow or have other parameters governing limitations on how long an implied warranty lasts, and some States do not allow the exclusion or limitation of incidental or consequential damages. This Limited Warranty gives you specific legal rights, and you may have other rights that vary from State to State. You should consult applicable state laws to determine your rights. THE WARRANTY SET FORTH HEREIN ABOVE AND BELOW IS GIVEN EXPRESSLY AND IS THE ONLY WARRANTY GIVEN BY THE COMPANY WITH RESPECT TO THE PRODUCT. THE COMPANY MAKES NO OTHER WARRANTIES, EXPRESS OR IMPLIED. THE COMPANY HEREBY SPECIFICALLY DISCLAIMS ALL OTHER WARRANTIES, EXPRESS OR IMPLIED, INCLUDING BUT NOT LIMITED TO THE IMPLIED WARRANTIES OF MERCHANTABILITY AND FITNESS FOR A PARTICULAR PURPOSE.

Terms & Conditions

All sales are subject to the Standard Terms and Conditions set forth on Sioux Chief's website at www.siouxchief.com. These terms include the following:

Return Merchandise

No merchandise can be returned without Seller's prior written authorization. All returns must comply with the guidelines established below.

Return Merchandise & Warranty Service

In order to return product/merchandise or receive warranty service, Buyer must first obtain a Return Merchandise Authorization ("RMA") by contacting Seller using the following information:

MAIL: Customer Service Manager
Sioux Chief Manufacturing Company, Inc.
14940 Thunderbird Road
Kansas City, Missouri 64147
PHONE: 816-425-9900 / 1-800-821-3944
FAX: 816-348-7502 / 1-800-758-5950
EMAIL: info@siouxchief.com

Return Merchandise Procedure

All merchandise returns and warranty claims are subject to the following general terms and conditions:

RMA requests must reference Seller's order number, invoice number or the customer's P.O. number.

Minimum return amount must be $250 net value per purchase order.

Product returns can only be made within twelve (12) months of the original invoice date of the product to Buyer.

Seller reserves the right, at its sole and absolute discretion, to reject an RMA request for any reason at any time.

In order to be received and accepted by Seller, all returned product must be in whole multiples of the Minimum Quantity listed in the current Price Index and material must be in its original packaging with manufacturer's seal intact.

Products which are being phased-out, are obsolete, or were special-order (custom) are not considered normal stock. These items are non-returnable and non-refundable, except in the case of a manufacturer's defect.

Buyer will be charged 25% of the applicable return price for product restocking. For Drainage items having one or more listed option, Buyer will be charged 33% of the applicable return price for product restocking, and will apply to canceled orders that have been entered but not shipped.

An RMA is invalid 90 days after its date of issue.

Seller will only supply product credit for a product return or warranty claim. Issuance of an RMA does not authorize the Buyer to deduct the value of the returned item; once product is received and accepted by Seller, Seller will issue a credit memo for the returned product when applicable.

All product returns are subject to inspection and acceptance by Seller at its discretion.

Seller reserves the right to deny, nullify or cancel an RMA at its discretion.

Product returned without a Return Merchandise Authorization number will be destroyed without credit.

Seller shall not be responsible for shipping errors and shortages reported 5 days after receipt of material.

Seller shall not be responsible for shipment shortages that are signed for as clear. Any shipment that appears to be damaged in shipping must be noted when signing for receipt of delivery.

Full Freight Allowance

Sioux Chief will pay freight on all orders to single destinations totaling at least $4,000 Net to locations within the 48 contiguous states (United States of America), at least $7,500 Net to locations within Hawaii, Alaska, and Puerto Rico, and at least $3,500 CAD Net to locations within Canada. Sioux Chief will pay freight on HydroTec™ and HydroBlock™ trench drain orders of at least $5,000 Net to locations with the 48 contiguous states.

Warranty Procedure - Product & Property

All claims for property or other damage are subject to the following additional terms and procedure:

If there is a warranty claim on a part that involves property or other damage, Seller should be contacted by phone or in writing directly following the loss, and in no case later than 15 days of the date of alleged claim or failure and before any remediation or alteration of the loss site has been started; any notice beyond this time frame or after work has taken place to repair or change the loss site will materially affect the Seller's ability to adjudicate the claim and will void the warranty.

The product in claim and/or its installation should not be modified before review by Seller; alteration of the alleged product or installation materially affects the Seller's ability to establish fault and voids the warranty.

Request a claim form. Submit the completed form to the Seller. Claimant will receive an INC (incident) number from Seller.

With the INC number, claimant should submit the claim form, including the date of the installation, description of problem, damage, pictures of the product, and repair invoices. This information should be sent to the above address at claimant's expense. Seller will not receive or process a claim without an INC number.

Seller will contact claimant with next steps, which may include a visit from a site investigator or other representatives of Seller, as Seller reserves the right to investigate all alleged loss sites.

Processing of Orders

All orders are processed immediately upon receipt and acceptance by Seller. Seller reserves the right to charge back to Buyer costs incurred from order cancellations or changes, and to consider additions as separate orders.

Unless provided in writing by Seller, any dates and/or times quoted by Seller for the delivery of any goods or the performance of any services are estimates and Seller will not be held responsible for any delay. Buyer's receipt of goods or acceptance of services shall constitute a waiver of any claim for delay.

If Buyer requires expedited shipment of "in stock" goods prior to stated lead times on said order, Buyer will be charged $100.00 (USD) for any 'expedited' shipping on items up to $1,000.00 (USD) net, and $100.00 (USD) + 2% of net for any 'expedited' shipping on items over $1,000.00 (USD) net.

Price Changes

All prices quoted from time to time by Seller are subject to change without notice up to time of shipment. Invoice totals and discounts will be calculated out to the sixth decimal digit.

If Buyer fails to give written notice of objection to Sioux Chief's order confirmation within ten (10) days after Buyer's receipt of Sioux Chief's confirmation of the purchase order, the order confirmation pricing becomes binding.

Minimum Order Quantities

A 20% surcharge will be applied to any item not purchased in multiples of the stated Minimum Quantity, except on drop-ship orders.

Items with bold Minimum Quantities in the Numerical Index (back of catalog) can never be broken.

PEX tube bundles (sticks) can be shipped in any quantity when freight is paid by customer. Rules for freight-paid orders are based on destination. Generally, for routes taking 3 days or more, PEX tube bundles may only be included on orders of $40,000 Net or more; For 2-day routes, on orders of $30,000 Net or more; For 1-day routes, on orders of $20,000 Net or more; For local/pick-up, on orders of $10,000 Net or more. In all cases, if less than 10 bundles are ordered, Sioux Chief will apply a $100 surcharge to the line. Consult your local Rep for requirements in your area. Coils may be ordered in any quantity, and on orders of any amount.

TAKE THE FIELD.

14940 Thunderbird Road
Kansas City, MO 64147
P 1.800.821.3944
F 1.800.758.5950

Sioux Chief