


ServiceBox™

Buying Guide



Labor-Saving

Installs quickly and mounts securely.

Reduces time spent on the job at rough-in and finish.

Reduce leaks, call-backs and liability.



Simple

ONE product replaces multiple items – Less mess, less waste.

Simple packaging – everything you need is included.

Reduces buying, stocking, handling, etc.



Serviceable

Union connections with EPDM seals.

All valves are easily repairable and replaceable.



Certified

Full Flow - **600WOG** valves.

Listed. Certified. Compliant.

Supply

Drainage

Support


Specialties


www.siouxchief.com

TAKE THE FIELD.



Buying Guide

	ITEM NO	DESCRIPTION	MIN QTY	CASE QTY
Single-Valve ServiceBox™				
	687-2CD	1/2" CPVC Socket X 1/2" CPVC Socket	1	9
	687-3CD	3/4" CPVC Socket X 3/4" CPVC Socket	1	9
	687-4CD	1" CPVC Socket X 1" CPVC Socket	1	9
	687-5CD	1-1/4" CPVC Socket X 1-1/4" CPVC Socket	1	9
	687-2PD	1/2" MSWT/Press/Push × 1/2" MSWT/Press/Push	1	9
	687-3PD	3/4" MSWT/Press/Push × 3/4" MSWT/Press/Push	1	9
	687-4PD	1" MSWT/Press/Push × 1" MSWT/Press/Push	1	9
	687-2QD	1/2" Push (CTS) Socket X 1/2" Push (CTS) Socket	1	9
	687-3QD	3/4" Push (CTS) Socket X 3/4" Push (CTS) Socket	1	9
	687-4QD	1" Push (CTS) Socket × 1" Push (CTS) Socket	1	9
	687-5QD	1-1/4" Push (CTS) Socket X 1-1/4" Push (CTS) Socket	1	9
	687-2WD	1/2" PEX F1960 × 1/2" PEX F1960	1	9
	687-3WD	3/4" PEX F1960 X 3/4" PEX F1960	1	9
	687-4WD	1" PEX F1960 X 1" PEX F1960	1	9
	687-5WD	1-1/4" PEX F1960 X 1-1/4" PEX F1960	1	9
	687-2XD	1/2" PEX F1807 X 1/2" PEX F1807	1	9
687-3XD	3/4" PEX F1807 X 3/4" PEX F1807	1	9	
687-4XD	1" PEX F1807 X 1" PEX F1807	1	9	
687-5XD	1-1/4" PEX F1807 X 1-1/4" PEX F1807	1	9	
Single-Valve ServiceBox™ - Mixed Connection				
	687-3CWD	3/4" CPVC Socket X 3/4" PEX F1960	1	9
	687-4CWD	1" CPVC Socket X 1" PEX F1960	1	9
	687-3CXD	3/4" CPVC Socket X 3/4" PEX F1807	1	9
	687-4CXD	1" CPVC Socket X 1" PEX F1807	1	9
	687-3SQD	3/4" Push (IPS) Socket X 3/4" Push (CTS) Socket	1	9
	687-4SQD	1" Push (IPS) Socket X 1" Push (CTS) Socket	1	9
Pressure Reducing Valve ServiceBox™				
	687-3RPQ	3/4" MSWT/Press/Push × 3/4" Push (CTS) Socket	1	9
	687-4RPQ	1" MSWT/Press/Push × 1" Push (CTS) Socket	1	9
	687-3RQQ	3/4" Push (CTS) Socket X 3/4" Push (CTS) Socket	1	9
	687-4RQQ	1" Push (CTS) Socket X 1" Push (CTS) Socket	1	9
	687-3RWW	3/4" PEX F1960 X 3/4" PEX F1960	1	9
	687-4RWW	1" PEX F1960 X 1" PEX F1960	1	9
	687-3RXX	3/4" PEX F1807 X 3/4" PEX F1807	1	9
	687-4RXX	1" PEX F1807 X 1" PEX F1807	1	9
Pressure Reducing Valve ServiceBox™ - with Port				
	687-3RQQD	3/4" Push (CTS) Socket - with Port	1	9
	687-4RQQD	1" Push (CTS) Socket X 1" Push (CTS) Socket - with Port	1	9
	687-3RWW D	3/4" PEX F1960 X 3/4" PEX F1960 - with Port	1	9
	687-4RWW D	1" PEX F1960 X 1" PEX F1960 - with Port	1	9
	687-3RXX D	3/4" PEX F1807 X 3/4" PEX F1807 - with Port	1	9
	687-4RXX D	1" PEX F1807 X 1" PEX F1807 - with Port	1	9
Dual-Valve ServiceBox™				
	687-2QDT	1/2" Push (CTS) X 1/2" Push (CTS) Socket	1	9
	687-3QDT	3/4" Push (CTS) X 3/4" Push (CTS) Socket	1	9
	687-2WDT	1/2" PEX F1960 X 1/2" PEX F1960	1	9
	687-3WDT	3/4" PEX F1960 X 3/4" PEX F1960	1	9
	687-2XDT	1/2" PEX F1807 X 1/2" PEX F1807	1	9
	687-3XDT	3/4" PEX F1807 X 3/4" PEX F1807	1	9

	ITEM NO	DESCRIPTION	MIN QTY	CASE QTY
Water Softener ServiceBox™				
	687-332CB	3/4" CPVC Socket (2) with 1/2" CPVC Socket (1)	8	8
	687-332QB	3/4" Push (CTS) Socket (2) with 1/2" Push (CTS) Socket (1)	8	8
	687-442QB	1" Push (CTS) Socket (2) with 1/2" Push (CTS) Socket (1)	6	6
	687-332WB	3/4" F1960 (2) with 1/2" F1960 (1)	8	8
	687-442WB	1" F1960 (2) with 1/2" F1960 (1)	6	6
	687-332XB	3/4" F1807 (2) with 1/2" F1807 (1)	8	8
	687-442XB	1" F1807 (2) with 1/2" F1807 (1)	6	6
Water Heater ServiceBox™ - Flow-Through Style				
 Flow-Through	687-3CH	3/4" CPVC Socket	1	6
	687-3PH	3/4" MSWT/Press/Push	1	6
	687-3QH	3/4" Push (CTS) Socket	1	6
	687-3WH	3/4" PEX F1960	1	6
	687-3XH	3/4" PEX F1807	1	6
Water Heater ServiceBox™ - Termination Style				
 Termination	687-3CH2	3/4" CPVC Socket	1	6
	687-3PH2	3/4" MSWT/Press/Push	1	6
	687-3QH2	3/4" Push (CTS) Socket	1	6
	687-3WH2	3/4" PEX F1960	1	6
	687-3XH2	3/4" PEX F1807	1	6
Water Heater ServiceBox™ - Accessories				
	648-3SM	600WOG Brass Ball Valve - 3/4" FIPS x 3/4" MIP	5	5
	687-3SMFH	Cross Adapter - 3/4" FIP Swivel X 3/4" FIP X 3/4" MIP X 3/4" MHT with Cap	5	5
	687-3SMFH	Cross Adapter - 3/4" FIP Swivel X 3/4" MIP X 3/4" FIP X 3/4" MHT with Cap	5	5
	687-3SMMH	Cross Adapter - 3/4" FIP Swivel X 3/4" MIP X 3/4" MIP X 3/4" MHT with Cap	5	5
	687-3SMKIT	Cross Adapter Kit - Includes: 687-3SM / 687-3SMFH / 687-3SMMH	5	5
	687-3SMKIT2	Cross Adapter Kit - Includes: (2) 687-3SM / 687-3SMFH / 687-3SMMH	5	5
Valve Termination ServiceBox™				
	687-3CV	3/4" CPVC Socket x 3/4" MIP Outlet	8	8
	687-3PV	3/4" MSWT/Press/Push x 3/4" MIP Outlet	8	8
	687-3QV	3/4" Push (CTS) x 3/4" MIP Outlet	8	8
	687-3WV	3/4" PEX F1960 x 3/4" MIP Outlet	8	8
	687-3XV	3/4" PEX F1807 x 3/4" MIP Outlet	8	8
ServiceBox™ - Accessories				
	131-GOY3HR101	1/4-Turn, 1/4" Swiv. Comp. X 3/4" MHT, Brass, 1/Bag	5	60
	930-46101001	Gauge Adapter - 1/4" Swiv Comp. X 1/4" FIP, 1/Bag	5	60
	687-Y33	Wye Splitter - 3/4" Inlet (1) X 3/4" Outlets (2), 1/Bag	1	9
	687-Y43	Wye Splitter - 1" Inlet (1) X 3/4" Outlets (2), 1/Bag	1	9
	356-100PK1	0-100 PSI Pressure Gauge 1 Lb. Grad, 1/Clamshell	1	10
	687-1F	Finish Frame - Fits All ServiceBox™ Access Boxes	10	10
	696-EX	Frame Extension - For Multiple Layers of Drywall	10	10
	696-SC	Solid Frame Insert - Fits Inside Finish Frame	10	10
	307-687	Valve Handle Tool - For all ServiceBox™ Valves, 1/Bag	1	6

TAKE THE FIELD.



All brass materials are NSF-61 Annex G compliant, and resistant to dezincification and stress-corrosion cracking

